

The following is an adaption of the current use of mechanics as provided by the Collegiate Commissioners Association. The adaptations depicted in this version are for the use of NHBUA Umpires throughout all NHIAA sanctioned contests for the 2023 season.



**New Hampshire Baseball
Umpires Association**





A Note From Jeff Kleiner, NHBUA Supervisor of Umpires

Welcome to the most updated publication for umpire mechanics in our great game of baseball. The purpose of this manual is to move all our members to a uniform and consistent way of umpiring games in the state of New Hampshire.

I want to commend you all on the 2022 season, which was exceptional culminating with possibly the best NHIAA Championship Saturday in recent memory. 2022 was also year one of our new uniforms and the response was far better than expected. Compliments from coaches, fans and each other on our appearance throughout the season, which is a vital part to the job, was a pleasure to hear.

I noticed we have several members working mechanics that are long outdated. Some were due to an old habit and others were not aware of a change. My intention moving forward is to provide constant and consistent instruction to our membership throughout the entire state to ensure consistency. This manual is easier to read and learn from. This is the primary reason for updating a clean manual for our membership.

My goal is simple: Provide consistent and proper training to our entire membership to prepare each and every one of you the tools needed to work a Championship game.

I wish each of you a fun and great year on the diamonds of our NHIAA schools

JK



**New Hampshire Baseball
Umpires Association**



Mechanics Points of Emphasis

Fly Ball Focus

One of the hardest and most frequent responsibilities we have is reading fly balls and deciding whether to go out. Often, when we make the incorrect decision, it is because we do not take the adequate amount of time to process all the factors involved in determining our action. General guidelines for this process are as follows:

1. Understand instances of trouble, to include:

- a. Fair and foul decisions, including fielders moving toward the line aggressively
- b. Fielders moving straight in or straight back aggressively (catch below the waste or a dive)
- c. Converging fielders
- d. Fly balls challenging the fence, possibly leaving the field in flight or on a bounce
- e. Adverse weather conditions such as wind, rain, or sun

f. Note: The ability of an umpire to go out and standard for trouble may be altered/limited by the umpire system or starting position on the field of the calling umpire (such as not leaving the infield in the two-umpire system, among others).

2. Pause and identify if a fly ball is clearly within our specific fly ball coverage area, clearly in our partner's area, or in a coverage area where multiple umpires share fly ball coverage responsibilities. This determination will dictate our next movement, depending on the umpire system. Note: Identifying the position of fielder pre-pitch can aid this process.



**New Hampshire Baseball
Umpires Association**



3. Pause and read your partner. If the ball is in a possible shared coverage area and once it is determined fly ball responsibility is yours, subsequently, read the movements and actions of the fielders in the vicinity of the ball. It is recommended umpires engage in this part of the process from a stopped position, opened to the fielders, commonly known as a read-step, while giving significantly more attention to the actions of the fielders, rather than the flight of the ball.

4. React to the fielder's movements. If you make the decision not to go out, continue through the mechanics of the system maintaining or passing off fly ball coverage as defined in this manual. If you make the decision to go out:

a. Communicate your actions verbally ("I'm out") and/or nonverbally (turning your back and running to the outfield) to your partner.

b. Move into the best position to rule on the catch/no-catch. Broadly, optimal positioning will put the umpire "in the window" to view all elements of the catch including the ball entering the glove. Movements shall be under control to allow umpires to stop timely.

c. Set before any critical action of the ball or fielders occurs. Priority should be placed on being set for this type of play, rather than advancing an additional step or two (commonly branded "move as far as the play will allow"). Umpires should remain in an athletic position while observing this action should subsequent movement be necessary.

d. Finish the elements of the play. Umpires should not take their eyes off a catch determination until all elements of a rule book defined catch have been satisfied.

e. Signal your determination of the play, understanding your back is often to the playing field and press box in these scenarios. While engaging in this process, focus on making safe reads on fly balls. Understanding this process will never be perfect, erring on the side of "going out" and having an umpire out for a routine catch is preferable to fielders diving and crashing with no umpire in the outfield.



**New Hampshire Baseball
Umpires Association**



Be Stopped and Still for Force Plays

In order for an umpire to increase his odds for getting a force play correct, it is best if he is in the optimal position to view the play. He must be stopped and still.

While many umpires are programmed to be making moves or adjustments as tag plays evolve, force plays are best judged from a totally stopped and still position. On force plays the umpire moves quickly to the best position, and stops and faces the base after the throw is released. It is recommended that once the umpire is in his final position and facing the base, he remains still and focuses on the play.

Many umpires ask if they need to go set at first base. It is no longer mandatory for an umpire to assume a down position like a scissors or “hands on knees” set. On plays at first base where the play seems routine, a hands on knees set is usually okay. Occasionally, the umpire may see a play that is not routine, such as a likely pulled foot or the fielder having to come off the base to tag the runner. For these non-routine plays it is far easier to make adjustments from a standing set. At second base force plays, umpires should remain in a standing set-not going hands on knees.



**New Hampshire Baseball
Umpires Association**



Character and Conduct

Character

Umpires are expected to exhibit and uphold the standards of integrity of the umpiring profession. The image of an umpire demands honesty and high ethical standards. Umpires should make every decision based on the circumstances and facts presented, regardless of an umpire's past history with a particular player or team. No umpire should ever threaten a player, coach or team with future retaliation.

1. Realize the importance of your position and at all times uphold the dignity it demands.
2. Never be jealous of a good break another umpire gets. Your turn may be next.
3. Never use your senior position to embarrass a partner.
4. Be receptive. Open your mind to new concepts and ideas.
5. Be honest with yourself. Unreal expectations place an extra burden on an already intense job.
6. Become a leader. If you adopt a philosophy that you're going to help others reach their goals, you will reach yours.
7. Be passionate. If you're passionate about integrity, honesty and professionalism, you've improved your quality of life through umpiring.
8. Be courageous. Doing what is right and defensible — versus what's popular or safe — takes strong will and conviction.
9. Be aware that perception of you and umpiring can be just as important as ability, and is developed by conduct and actions on and off the field.
10. Enjoy and have fun in your position.



**New Hampshire Baseball
Umpires Association**



Conduct and Ethics

1. Umpires shall bear a great responsibility for engendering public confidence in sports.
2. Umpires shall be free of obligation to any interest other than the impartial and fair judging of sports competitions.
3. Umpires shall hold and maintain the basic tenets of officiating which include history, integrity, neutrality, respect, sensitivity, professionalism, discretion and tactfulness.
4. Umpires shall master both the rules of the game and mechanics necessary to enforce the rules, and shall exercise authority in an impartial, firm and controlled manner.
5. Umpires shall uphold the honor and dignity of the profession in all interactions with student-athletes, coaches, school administrators, colleagues and the public.
6. Umpires shall display and execute superior communication skills, both verbal and non-verbal.
7. Umpires shall prepare themselves both physically and mentally and shall comport themselves in a manner consistent with the high standards of the profession.
8. Umpires shall not be party to actions designed to unfairly limit or restrain access to officiating, officiating assignments or to association membership. This includes selection for positions of leadership based upon economic factors, race, creed, color, age, sex, physical handicap, country or national origin.
9. Umpires shall be punctual and professional in the fulfillment of all contractual obligations.
10. Umpires shall work with each other and their governing bodies in a constructive and cooperative manner.
11. Umpires shall not make false or misleading statements regarding their qualifications, rating, credentials, experience, training or competence.
12. Umpires shall accept responsibility for all actions taken.



**New Hampshire Baseball
Umpires Association**



Coach/Umpire Philosophy

While head coaches will still sometimes cross the line when it comes to the interactions with an umpire during a situation, it is imperative that an umpire be the calming influence as opposed to being out of control. Even if a coach goes ballistic, an umpire is expected to remain professional in his actions. By doing that, and by requesting the same actions from an upset coach, the umpire will diffuse a situation quicker and the game can resume. While most umpires are aware of their role and responsibility in dealing with confrontational situations, there is still improvement to be made.

• Stay Calm

Nothing good can happen when you are just as upset in a discussion as a coach. Coaches are emotionally involved; some are fighting for their jobs and livelihood every game of every season. That is rarely true for an umpire. When umpires lose their composure, they have forgotten their role is to manage the game and the situations that arise.

• Watch What You Say, Where You Say It

There is simply no defense for using improper language, whether on the field, in the locker room or anywhere that someone from a team can hear you. You never know who is listening or when a recording is being made. Even in a casual postgame conversation, you need to keep it clean and don't make any statement that can be used against you.



**New Hampshire Baseball
Umpires Association**



General Principles & Guidelines

Style and Form of Calls

Umpires may have individual mechanics in style and it is recognized that the individual styles of umpires have evolved over a number of years. However, certain fundamentals should be evident in signals and calls.

1. Umpires shall make a signal on all calls with the exception of ball and an obvious catch of a fly ball. Signals are to be visible, crisp and clear. Voice calls should be clearly audible.
2. All signals should project decisiveness to the teams, fans and media. Signals should not be slow to the point of appearing uncertain or causing confusion for the participants, fans or media.
3. Umpires are expected to increase the assertiveness of their call signal and voice as the play becomes closer. A casual, laid-back signal is not appropriate in a crucial, close play. However, overelaborate, excessive signals are not an acceptable technique either.
4. Umpires should strive to see all plays with body and head in a stable position, not on the move. Whenever possible, a call should be completed in its entirety prior to turning or moving to another position.

Handling Situations

Umpires must walk a fine line between keeping the game under control and not exacerbating situations with over-aggressive or arrogant actions. Although every situation is unique, umpires on the field should follow the guidelines below:

1. Umpires should remain calm, professional, tactful, firm, in control, fair and impartial. They cannot be perceived as overly aggressive, confrontational, hot-headed, short-tempered, timid, intimidated or nervous. Umpires must never display impatience or a condescending attitude
2. Umpires are expected to understand their role as a steady, calming influence on the game. Umpires must be able to sort out complex and important situations and cannot be hesitant to make unpopular decisions.
3. Umpires should never ignore occurrences on the field that require their attention to maintain order and control. But when difficult situations arise, it is essential that umpires stay above the emotional fray and never lower themselves to the



**New Hampshire Baseball
Umpires Association**



excitable level of a particular player or coach. Umpires must be clear and decisive, while not overly aggressive or overbearing. They are expected to become more assertive if the situation calls for such, but must control their temper at all times. All in all, umpires must calm volatile situations while keeping control and managing them.

4. Umpires should listen to head coaches if discussions are reasonable and non-emotional. Correct body language is critical during any discussion. Umpires are to be firm and authoritative in conversations with head coaches — but should never initiate an argument. Umpires must not create unnecessary friction by ignoring reasonable inquiries. At the same time, umpires must command respect during difficult situations and never tolerate personal abuse.
5. Umpires must avoid sarcastic remarks and profanity and not insist on the last word. The NHBUA, NHIAA and NFHS code of conduct will not tolerate umpires' language, which, if used by a player or coach toward an umpire, would result in discipline.
6. Umpires must not charge a player or coach or follow them if the argument is over and they are walking away. Umpires cannot look for trouble or invite arguments. If a situation can defuse itself, umpires must allow it to happen. Umpires must not be perceived as having escalated a situation.
7. Umpires must not initiate contact with a player or coach. Initiating contact, including "bumping" and physical finger pointing, will subject umpires to disciplinary action.



**New Hampshire Baseball
Umpires Association**



Basic Umpiring Guidelines

Mechanics Philosophies/Basic Concepts

- A. Umpire mechanics are a series of compromises.
- B. Base coverage and mechanics are based on the most likely play to happen next.
- C. Mechanics should not be based on unlikely second or third play developments.
- D. Mechanics should not be based on limiting the amount of effort an umpire must exert.
- E. The crew needs to work together to cover the entire field of play without limiting the workload of any one umpire.
- F. Umpires must be able to read batted balls and runners and be able to react appropriately with correct mechanics.
- G. While fair/foul and catch/no catch are the first things that can happen on a play, those calls do not automatically call for an umpire to leave their position. On plays that will be extremely close, the umpire should go out to rule.
- H. High School umpires do not work an entire season with the same partner and therefore mechanics must be consistent from crew to crew across the state.
- I. Crew communication before every new hitter and during play situations is critical.
- J. Umpires should regularly glance at their partners to assure expected movement and coverage.



**New Hampshire Baseball
Umpires Association**



Basic Starting Positions

“A” – in foul territory behind first base

“B” – within the infield, half the distance between the pitcher’s rubber and first base and half the distance between the pitcher’s rubber and second base.

“Deep B” – along the grass dirt line on the first-base side of second base.

“C” – within the infield, half the distance between the pitcher’s rubber and third base and half the distance between the pitcher’s rubber and second base.

“Deep C” – along the grass dirt line on the third-base side of second base.

General Balk Responsibilities

- A. All umpires should intently watch for all actions that could cause a balk.
- B. If you see a balk, you should call it immediately regardless of your position on the field.
- C. Other umpires should mirror the balk call of their partners to ensure everyone on the field is clear that a balk has been called. (If a coach comes out to argue the call, the umpire that had the balk should walk toward the coach and explain the call.)
- D. There are some balks that are more obvious from some positions (see specific crew sections for details).

Rundown Plays

All umpires must work to get good angles on run down plays and not get straight lined on the tag. In general, the umpire that has the clearest view of the tag should take the initiative on making the call. Good eye contact between partners is essential.



**New Hampshire Baseball
Umpires Association**



Positioning for Taking Plays

The illustrations shown in this manual do not depict actual positions for umpires as plays develop. The illustrations do show the bases for which each umpire is responsible in given situations. Due to the numerous complex possibilities of plays at each base and the plate, umpires are given flexibility to take plays from a position that they deem to be most advantageous without taking themselves out of position for a possible next play.

Crew Pregame Meeting

The crew chief or plate umpire should conduct a thorough pregame meeting before each game. There should also be a post-game debriefing during which unusual plays, unusual situations, crew self-evaluation and game assessment takes place. An outline of what should be covered in the pregame meeting includes:

Pregame Conference Outline

1. Notify home school that the crew has arrived
2. Confirm start time
3. Discussion topics
 - a. Uniforms
 - b. Positioning / Coverages
 - c. Check swing responsibilities and mechanics
 - d. Swipe tag and pulled foot mechanics
 - e. Fair/foul responsibilities
 - f. Outfield coverage
 - g. Points of emphasis
4. Pregame/Plate Conference
 - a. Ground rules by home coach
 - b. PU does all talking unless otherwise directed
 - c. Run to positions



5. Non-verbal signals

- a. Infield fly
- b. Standard rotation
- c. Reverse rotation
- d. Umpire going out
- e. Appeal
- f. Time Play
- g. Trap/catch by catcher on third strike
- h. Outs and count
- i. Eye contact

11. Appeals: base touches and tag ups

12. Closing

- a. Rule or mechanics questions
- b. Hustle at all times
- c. Communicate
- d. Good eye contact
- e. Good timing
- f. Get plays right
- g. Have fun and enjoy what you are doing



Taking Plays at Home Plate

A lot of umpires are moving and not getting set for plays at home plate.

Umpires should be able to make slight movements and adjustments on plays at the plate to see all critical elements of the play. Picking one spot to see a play often is not the best spot to see those critical elements as the play unfolds; it is very important for umpires to be under control when necessary movements are needed. Controlled movements and getting set on plays is very important but picking one spot to see a play often times is not the best spot to see those critical elements as the play unfolds. If an umpire chooses the wrong spot, is blocked out, or does not make proper adjustments as the play develops, that umpire reduces his chances of getting that call right.

Being closer to tag plays at the plate, working off the catcher's hip, finding the window, and making late adjustments are all very important factors that need to be considered when getting in the best position to get tag plays correct.

Going to one spot and stopping is not a good habit. Generally speaking, on a throw from the outfield, the umpire should read a play at the plate from the point of the plate as a starting position and after reading a potential swipe tag or catcher's movements, move third-baseline extended on the way to an optimal angle and destination as the play unfolds. On a batted ball to the infield and a quick throw to the plate from an infielder, the best starting point is immediately going to third-base-line extended and then work from there. This give the umpire the opportunity to move back to the point of the plate (if necessary) or continue moving beyond third-base-line extended to an optimal angle as the play unfolds.



**New Hampshire Baseball
Umpires Association**



Taking Plays at First Base (Getting Straight-lined)

Umpires are running to a spot and staying there instead of going to a starting point and READING the throw and how the fielder is going to receive the throw at first base. Umpires need to read the throw and the fielder and make the necessary adjustments so they are not straight-lined at first base. The CCA mechanics committee requires umpires to take plays at first base somewhere between two steps of the foul line and a 90-degree angle. Overrunning angles to get out in front of the mitt to see the exchange is not permitted if it sacrifices the umpire from seeing a potential swipe tag and/or a pulled foot.

Fly Balls

Umpires should generally be stopped to see all catches (even routine catches) unless still striving to get a necessary improved angle. This principle always makes a better umpire when something goes wrong on a seemingly routine catch. “Running through” the catch without a valid reason is not an acceptable practice. The umpire should be set to see the critical action of the play and then may move to improve distance after the play is over to help sell the call.

Plate Umpire Positioning for Pitches

When umpires miss pitches, often they are moving their head and/or body while the pitch is in flight. Umpires sometimes miss a pitch because when they take their final set for the pitch, they may be in position to see the pitcher, but frequently and habitually have the catcher’s head between their eyes and home plate. The CCA mechanics committee strongly encourages umpires to work well out into the slot and have their entire body locked in and set as the pitch is delivered.

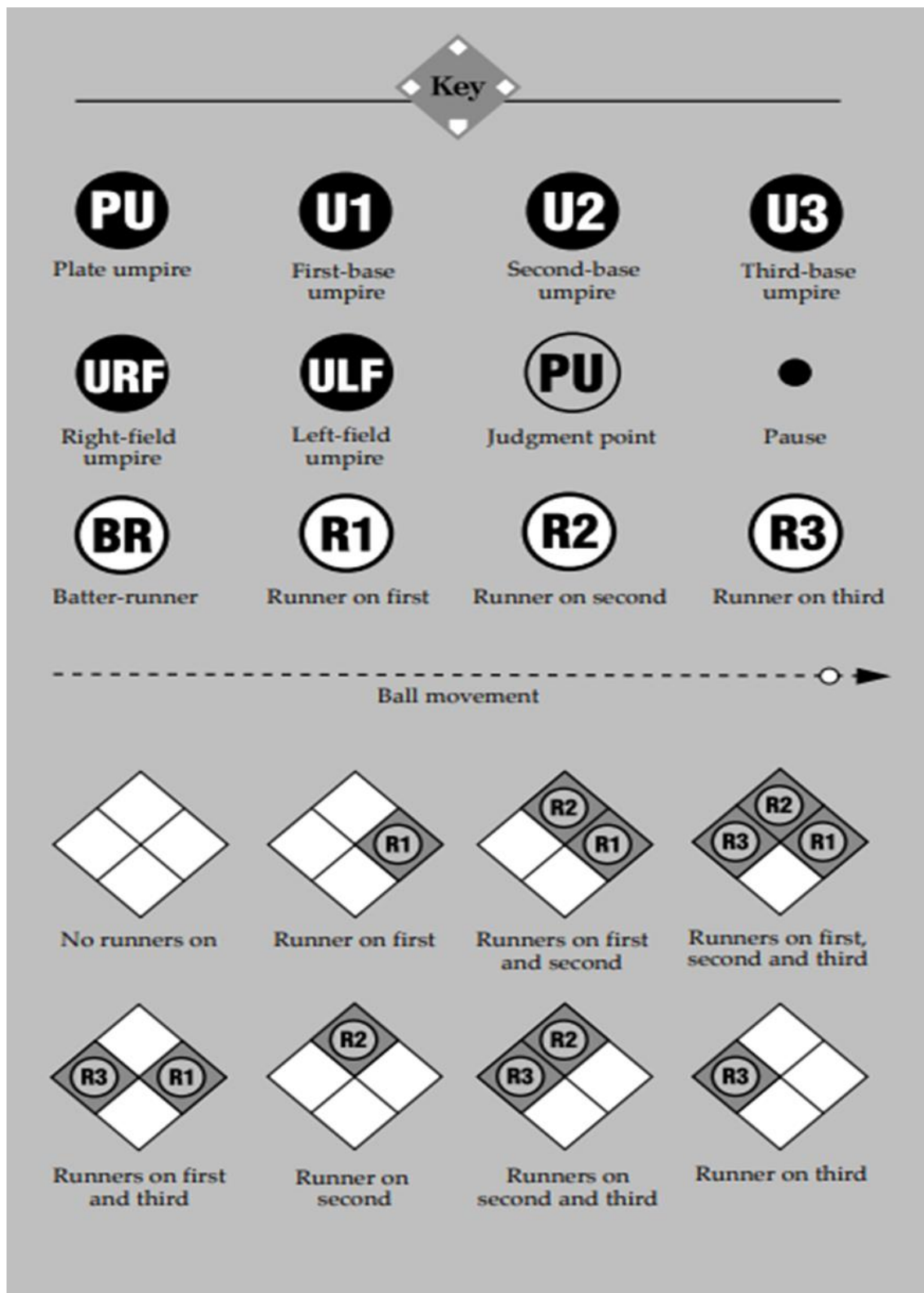
Starting Position and Umpiring Objective

Umpires are often not in the most ideal position for a play. Usually it is because they are not being held to a standard on achieving the very best position for a play — which has to incorporate a well-planned and realistic starting positioning. Umpires should work closer on tag plays in order to stay in the window or slot between runner and fielder on the tag.



**New Hampshire Baseball
Umpires Association**







Mechanics for a Crew of Two Umpires



**New Hampshire Baseball
Umpires Association**





Basic Principles

1. Angle is primary, distance is secondary. While this mechanics manual does not delve into the specifics of where an umpire should take a play, know this: With only two umpires, you're not going to be able to get as close as you'd like on some plays. Work to get a great angle.
2. The plate umpire (PU) will move. Helping on a pulled foot at first base ... helping on slides at second base ... covering plays at third base ... the PU is responsible for much more than balls and strikes.

Balk Concentration

There are some balks that are more obvious from some positions.

PU should concentrate on:

1. Left-handed pitchers stepping to the plate.
2. Left-handed pitchers coming to a complete stop.
3. Right-handed pitchers coming to a complete stop.
4. Right-handed pitchers gaining ground on the jump turn.
5. Right-handed pitchers closing their front shoulder before the jump turn.
6. Right-handed pitchers breaking their front knee before jump turn.



U1 should concentrate on:

1. Left-handed pitchers coming to a complete stop.
2. Right-handed pitchers breaking their front knees before the jump turn.
3. Right-handed pitchers gaining ground on the jump turn.

Note: U1 is no longer responsible for left-handed pitchers stepping to the plate.

Basic Outfield Coverage

- A. Do not go out automatically on all fly balls in your coverage area.
- B. Pause and identify. Then go hard and get a good angle. Be stopped when the play occurs.
- C. Four conditions that require an umpire to go to the outfield:
 1. The outfielder turns and begins to run toward the outfield fence
 2. Multiple players converging on a fly ball.
 3. A catch being made below the waist.
 4. Outfielder moving toward the foul line and possible fair/foul decision.
- D. If in doubt, go out on fly balls in your coverage area.
 1. If you are going out, go out hard.
 2. Leave no doubt in your partners mind about whether or not you are going out.
 3. If you are not going out, hold your arm out to your partner with your palm facing him and continue with your responsibilities.
 4. Once you go out, do not return until the play is complete.
 5. U1 positioned within the infield should never cross the base path to observe catch/no catch.



**New Hampshire Baseball
Umpires Association**



Overthrows

Overthrow responsibility belongs to the plate umpire with one exception.

If the base umpire (with no runners on) goes to the outfield and then rotates to home, overthrow responsibility will then belong to the base umpire at the plate on all overthrows, except the plate umpire (rotated to third) will have the overthrow at third base that goes toward the outfield.

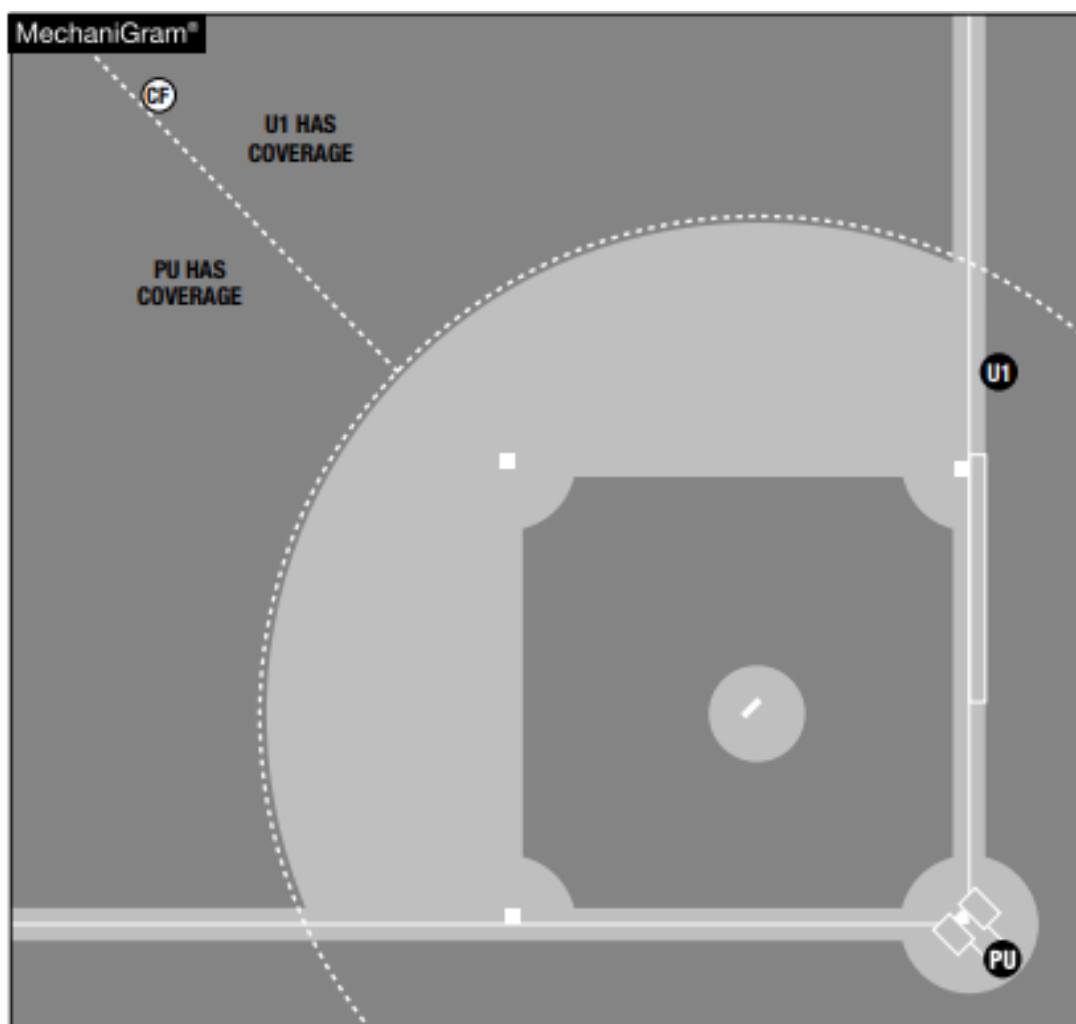


**New Hampshire Baseball
Umpires Association**



Initial Positions and Outfield Coverage

NO RUNNERS ON



Umpire responsibilities:

PU: Has center fielder moving toward the left field foul line and any ball hit to the left fielder.

U1: Is in the "A" position. U1 dictates outfield coverage and has the center fielder straight in and straight back and any ball hit to the right fielder.

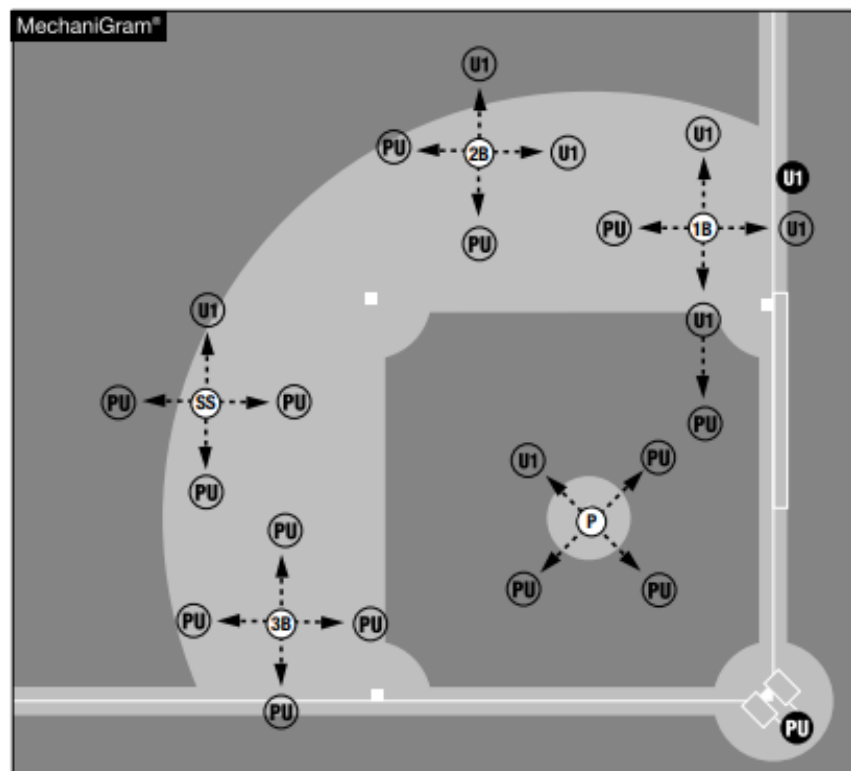


**New Hampshire Baseball
Umpires Association**



Infield Catch Coverage

NO RUNNERS ON



Umpire responsibilities:

PU has these catch scenarios:

1. The pitcher moving in, left or right.
2. The first baseman moving significantly in or right.
3. The third baseman in all directions.
4. The shortstop moving in, out or toward third base.
5. The second baseman moving in or toward second base.

U1 has these catch scenarios:

1. Immediately in front of the first baseman, out or toward the foul line.
2. The second baseman moving out or toward first base.
3. The shortstop moving toward second base.
4. The pitcher moving back.

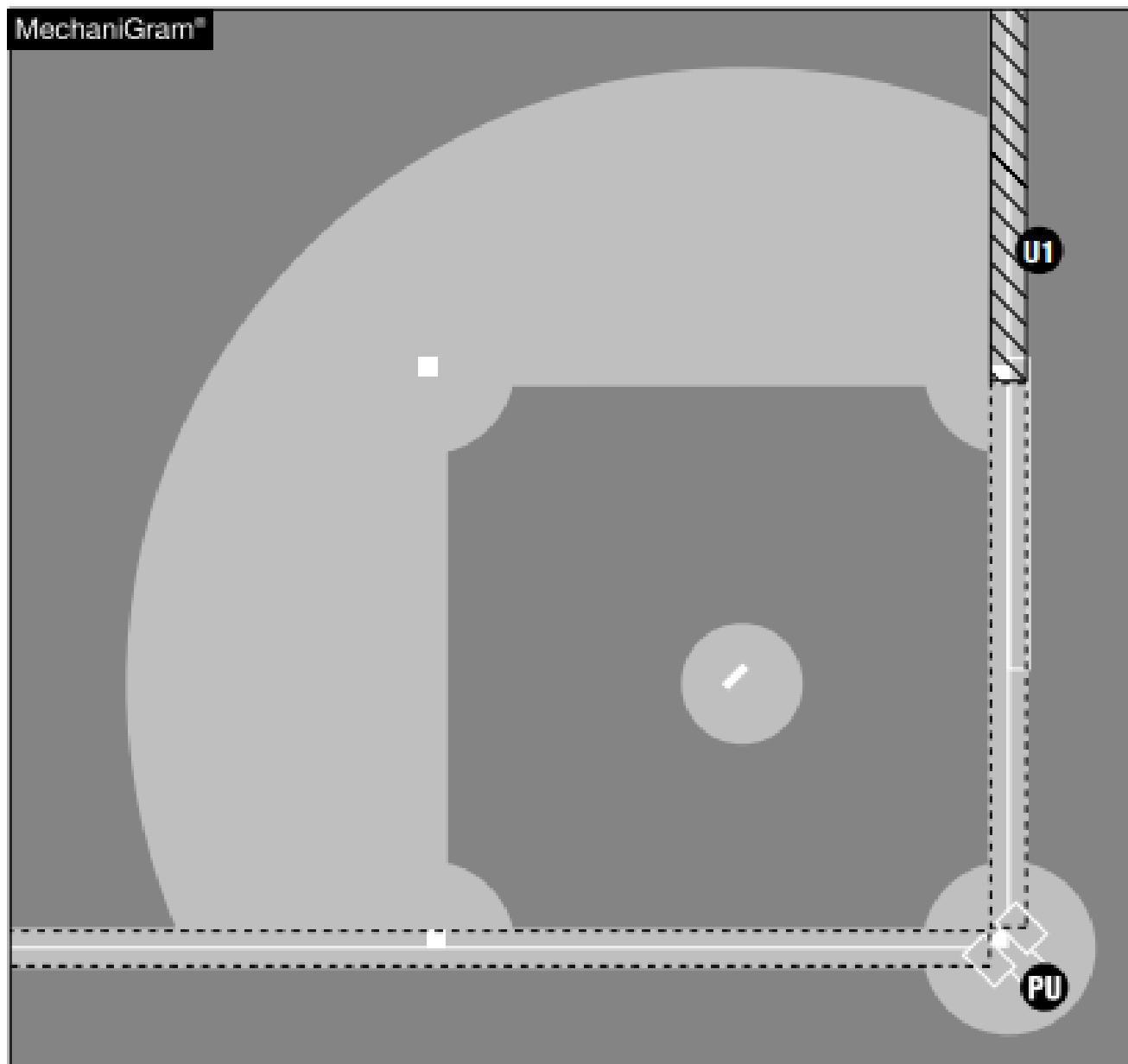


**New Hampshire Baseball
Umpires Association**



Fair/Foul Coverage

NO RUNNERS ON



Umpire responsibilities:

PU: Has responsibility for balls up to first base and all balls along the third-base line.

U1: Has responsibility for balls that hit first base and/or go beyond.

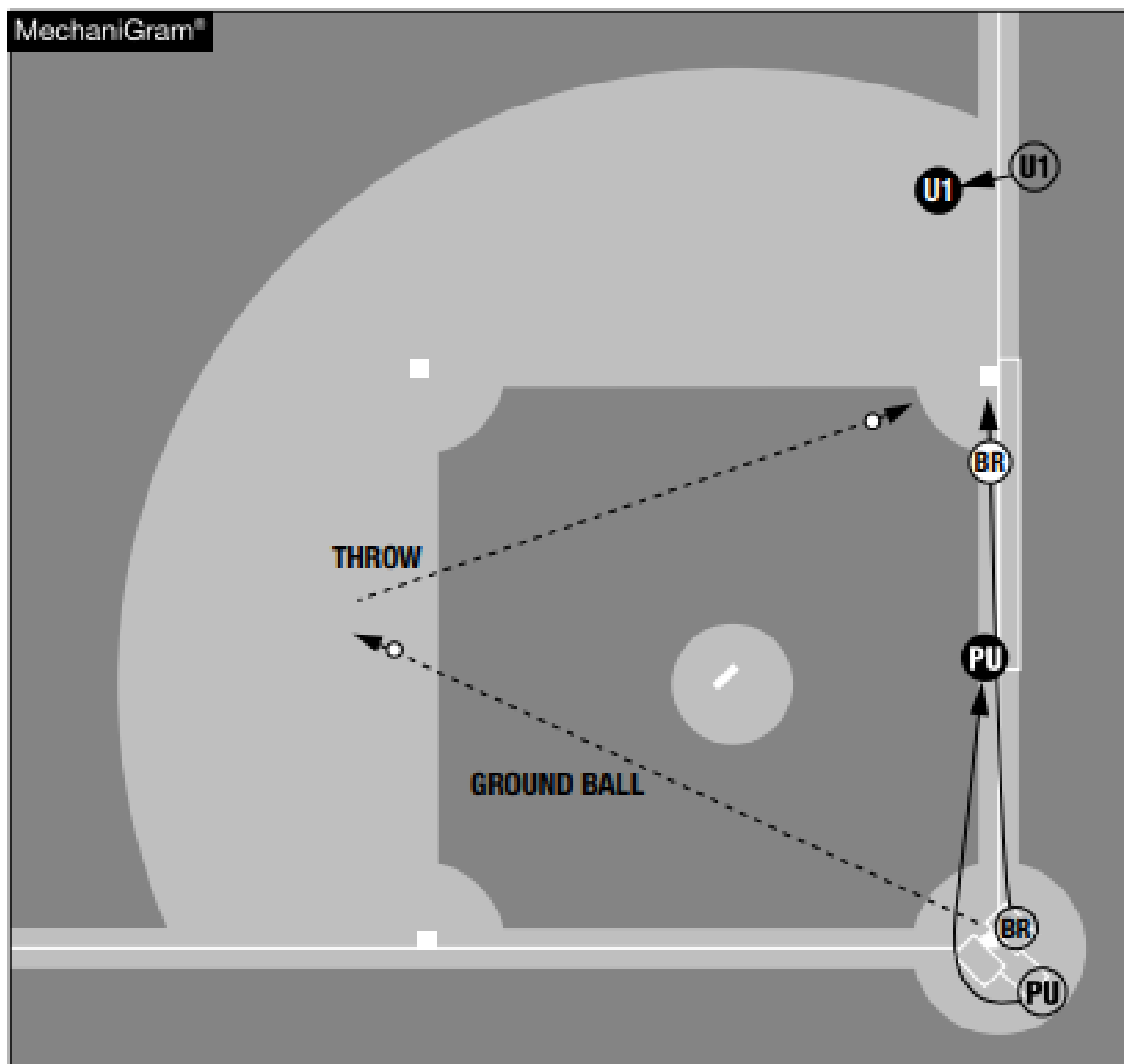


**New Hampshire Baseball
Umpires Association**



Plays within the Infield

NO RUNNERS ON



Action on the field: Ground ball to shortstop, throw to first base

Umpire responsibilities:

PU: Moves toward first base to assist U1 on swipe tag or pulled foot by the first baseman.

U1: Moves into the best position to rule on plays at first base.

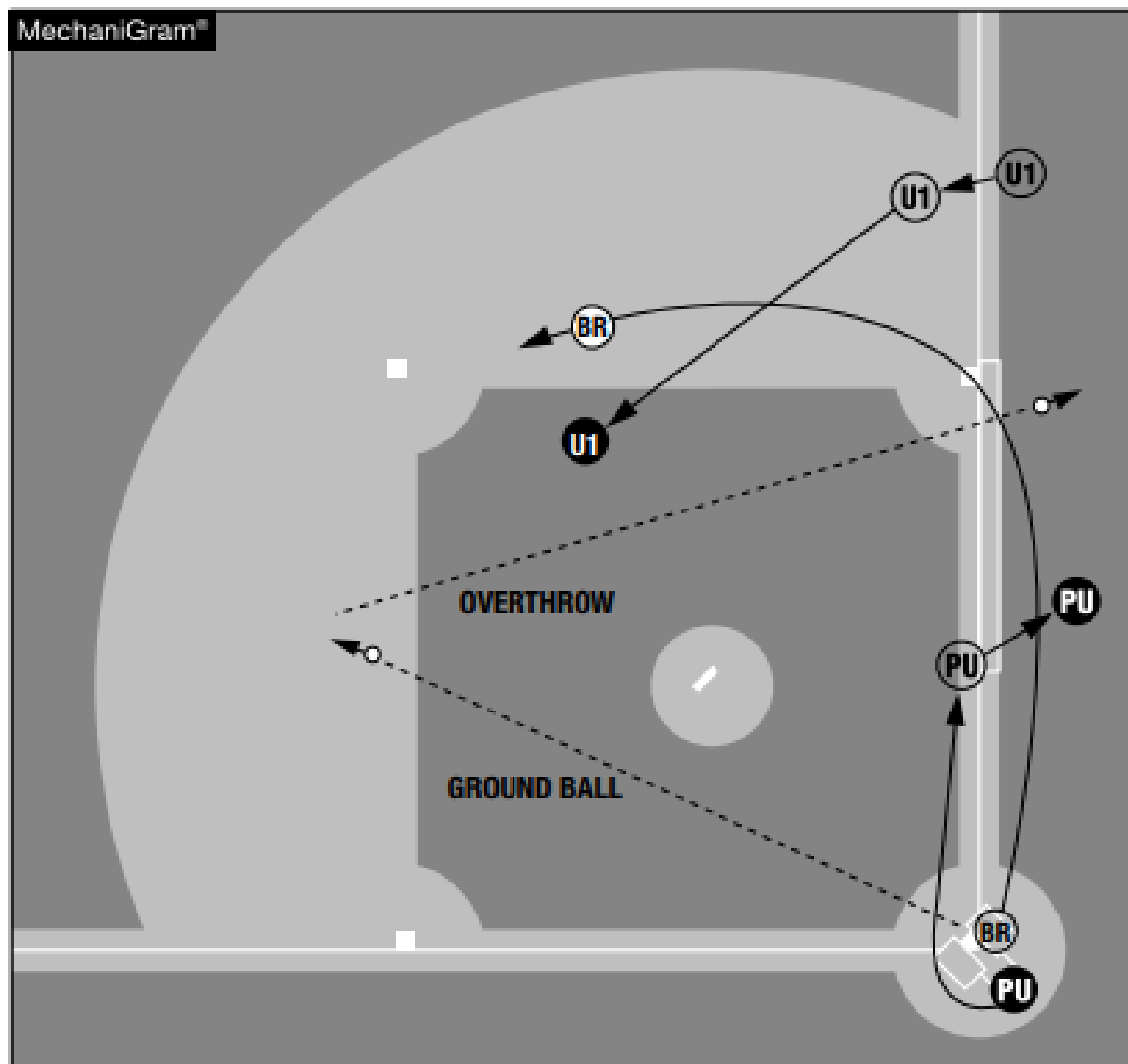


**New Hampshire Baseball
Umpires Association**



Plays within the Infield: Overthrow

NO RUNNERS ON



Action on the field: Ground ball to shortstop, overthrow to first base

Umpire responsibilities:

PU: Observes the ball and rules if it enters dead-ball territory, moving into foul territory as necessary.

U1: Enters the infield and has all plays on the bases.

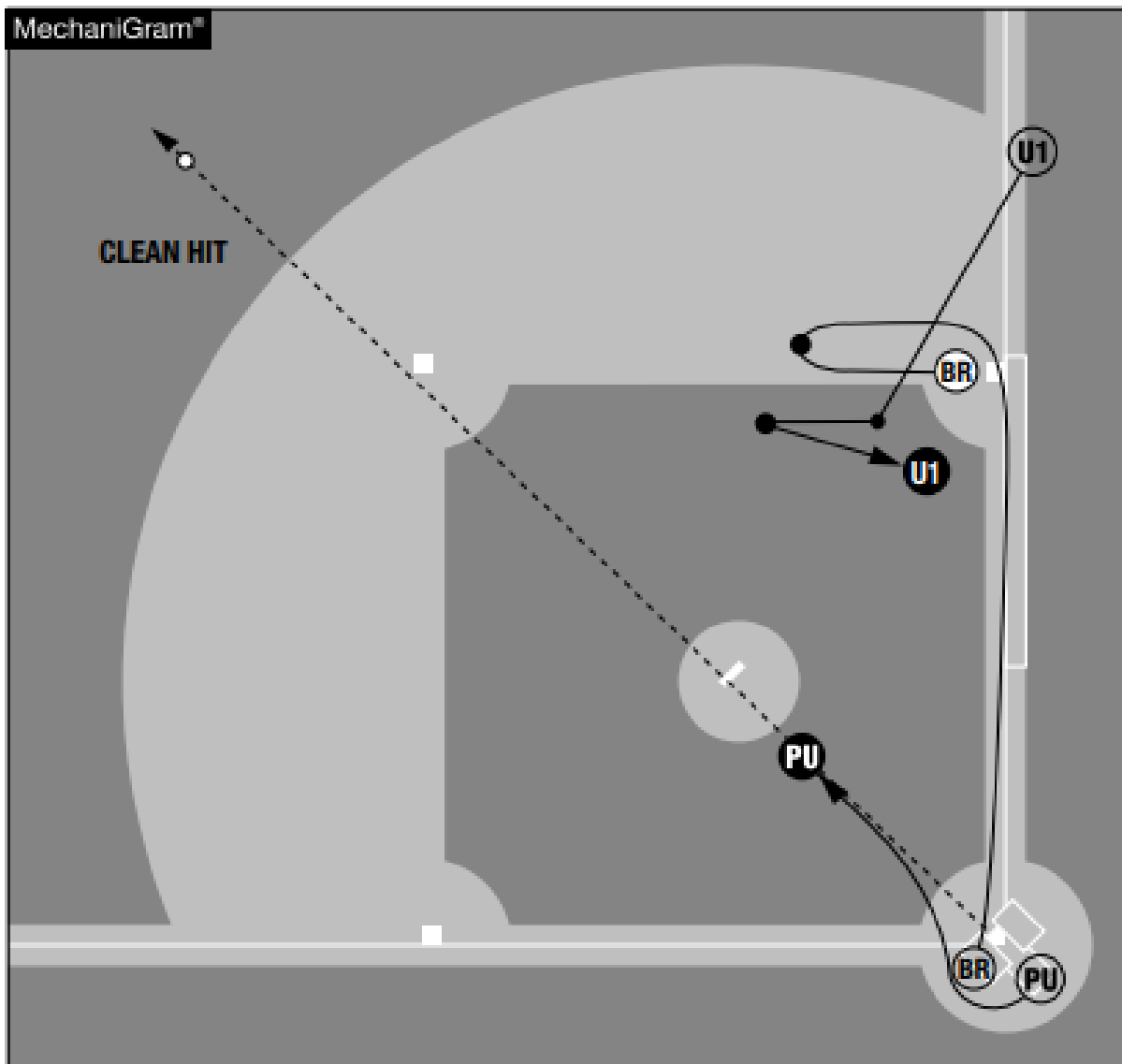


**New Hampshire Baseball
Umpires Association**



Clean Hit to the Outfield

NO RUNNERS ON



Action on the field: A clean hit to the outfield

Umpire responsibilities:

PU: Observes the play.

U1: Enters the infield with a pivot and prepares for all plays on the batter-runner at first base, second base and third base.

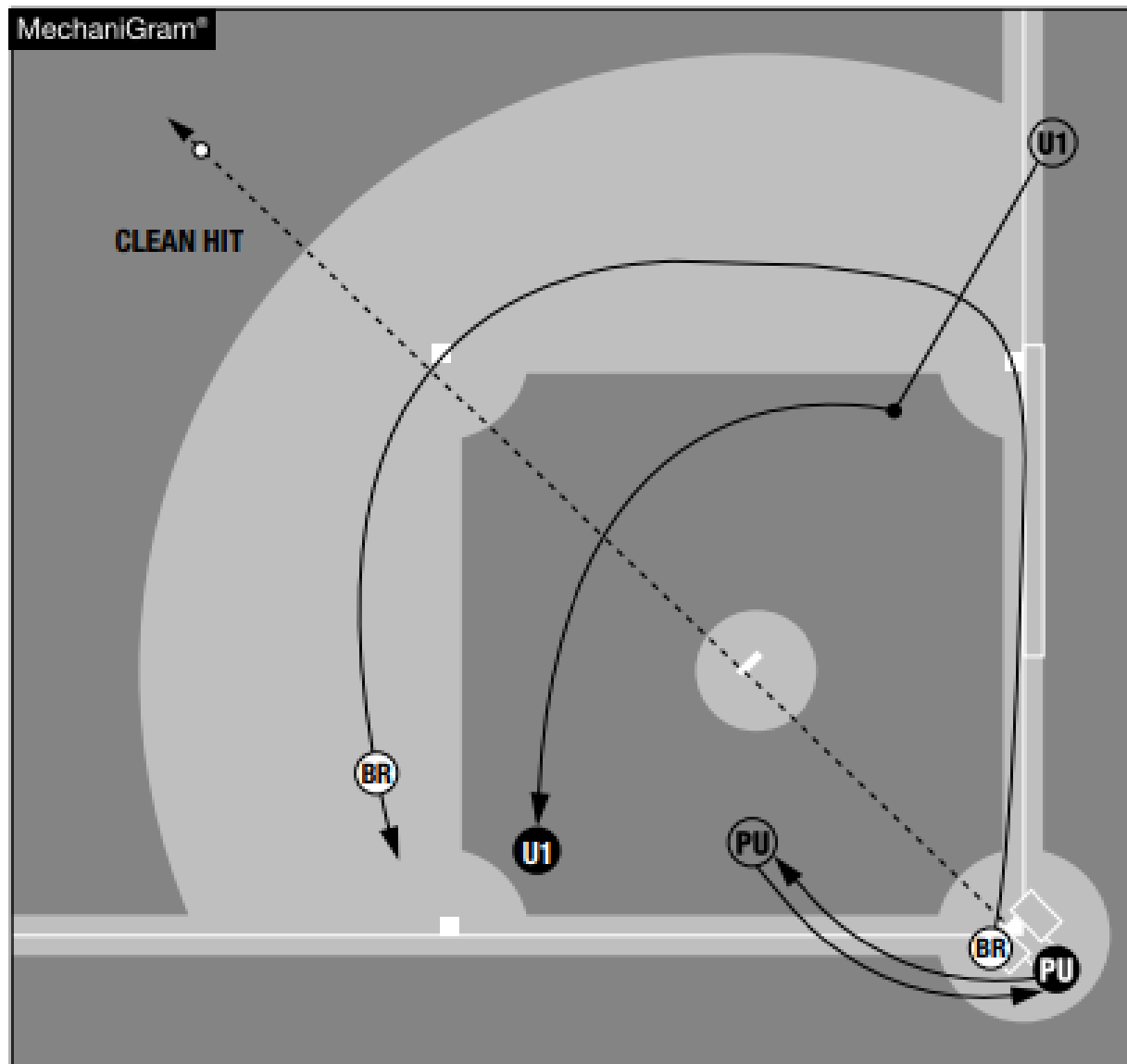


**New Hampshire Baseball
Umpires Association**



Clean Hit to the Outfield: Extra Bases

NO RUNNERS ON



Action on the field: A clean hit to the outfield results in extra bases

Umpire responsibilities:

PU: Observes the play and returns to the plate for any play there.

U1: Enters the infield with a slash and prepares for all plays on the batter-runner at first, second and third base.

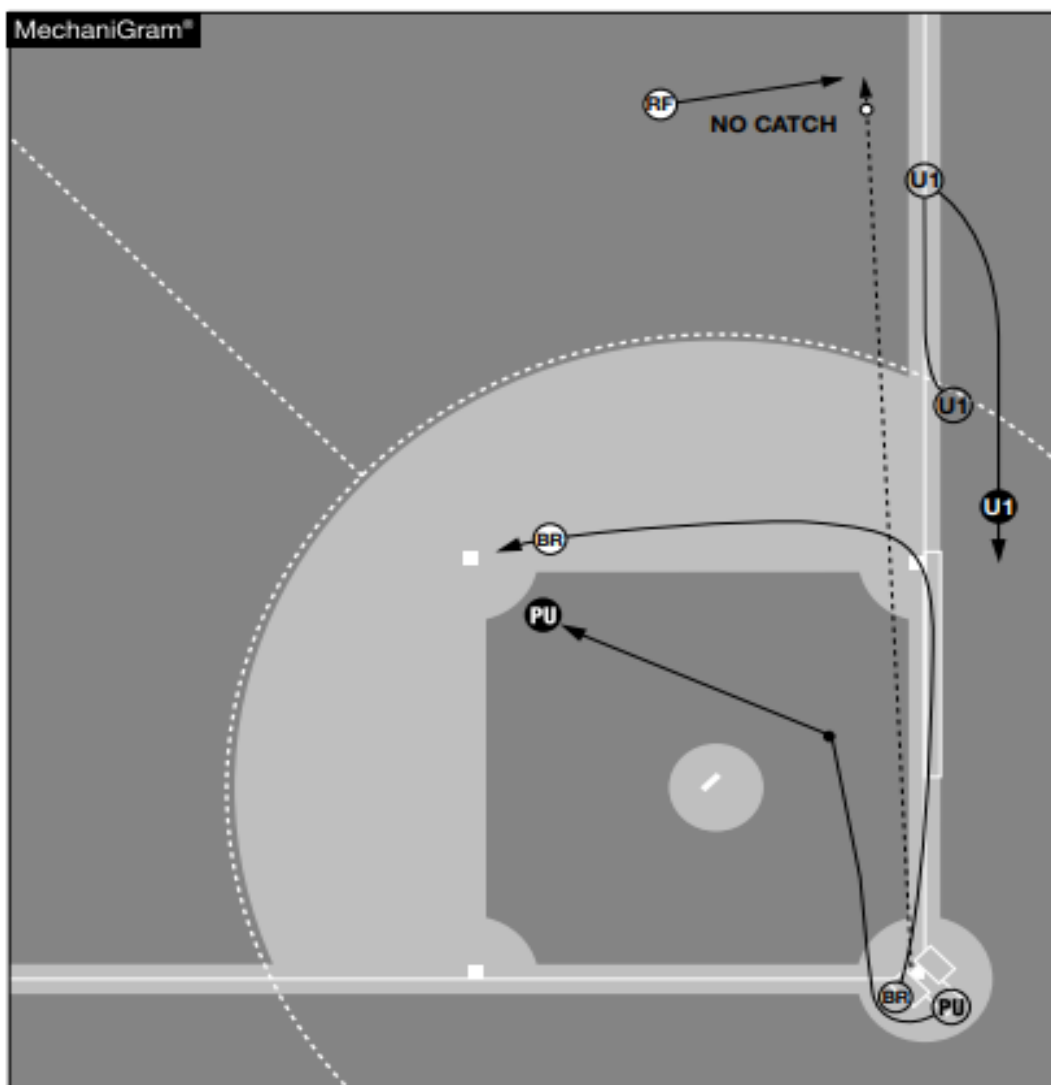


**New Hampshire Baseball
Umpires Association**



Fly Ball to Right Field: No Catch, U1 Goes Out

NO RUNNERS ON



Action on the field: Fly ball to right field, no catch; U1 goes out; the batter-runner advances toward second base

Umpire responsibilities:

PU: Moves to the infield and has all plays on the batter-runner at first, second and third base and home should the runner attempt to score.

U1: Moves into position to best view the catch/no catch. U1 **stays out** but views to observe playing action on infield

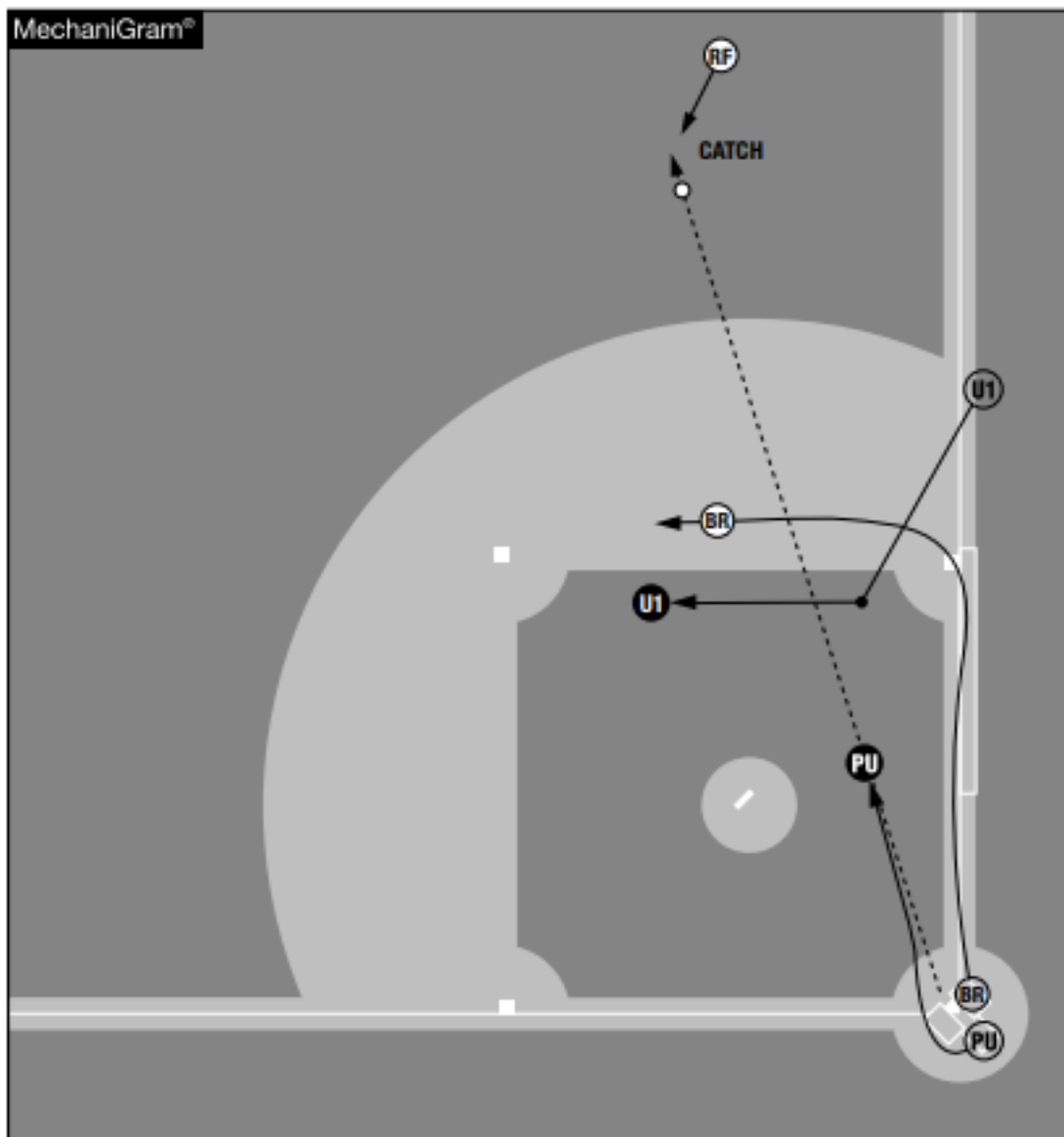


**New Hampshire Baseball
Umpires Association**



Fly Ball to Right Field: Catch, U1 Does Not Go Out

NO RUNNERS ON



Action on the field: A routine fly ball is hit to right field and U1 does not go out

Umpire responsibilities:

PU: Moves to a position to best view the catch/no catch.

U1: Enters the infield and has all plays on the batter-runner at first, second and third base.

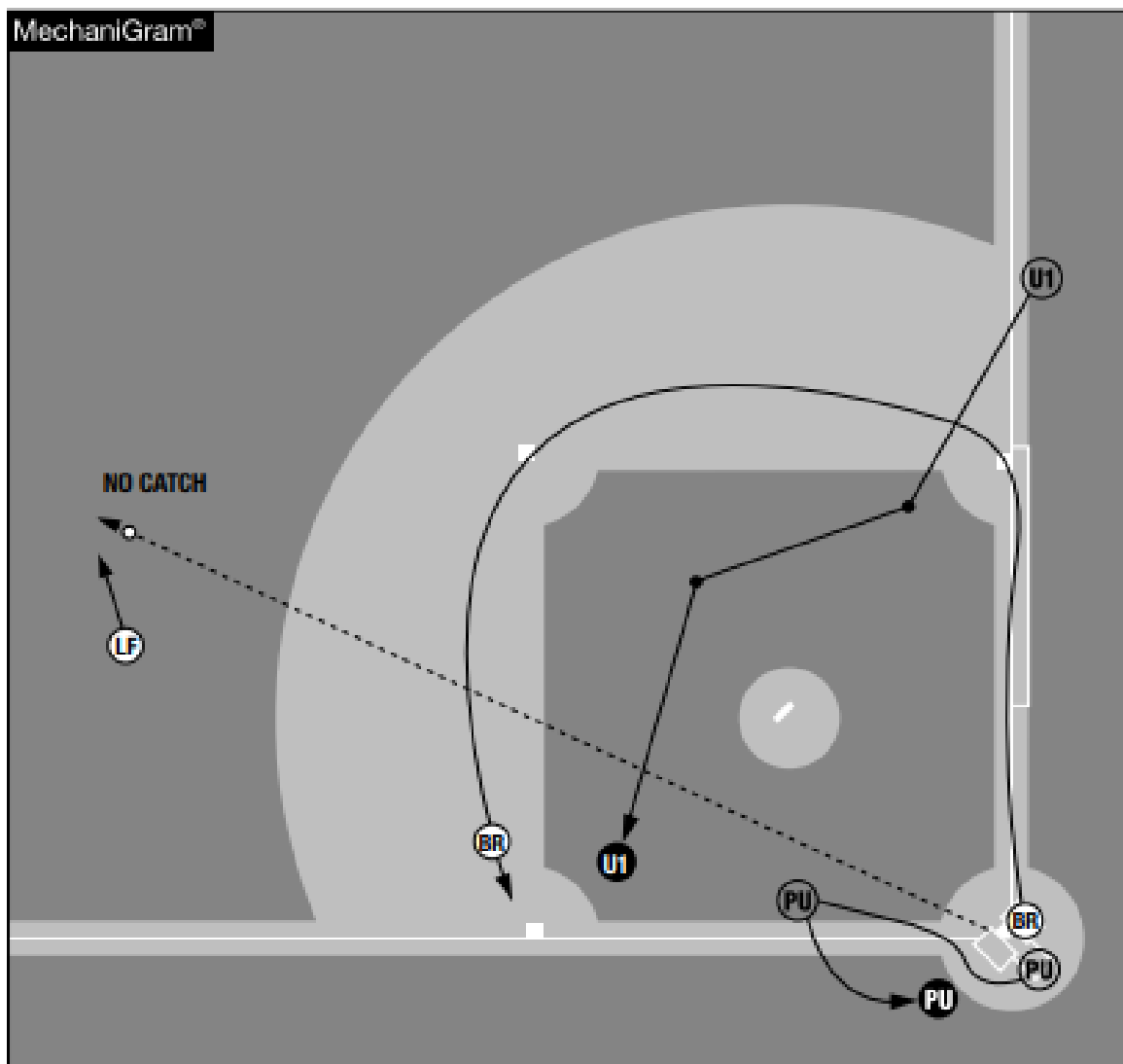


**New Hampshire Baseball
Umpires Association**



Fly Ball to Left Field: No Catch

NO RUNNERS ON



Action on the field: A fly ball to left field, no catch; the batter-runner advances to third

Umpire responsibilities:

PU: Moves to a position to best view the catch/no catch. PU then returns to the plate for all plays there.

U1: Enters the infield and prepares for all plays on the batter-runner at first, second and third base.



**New Hampshire Baseball
Umpires Association**



Runner on first

Initial Positions and Outfield Coverage

PU: Has the left fielder moving toward the left-field foul line and the right fielder moving toward the right-field foul line.

U1: Starts in the “B” position. U1 has outfield coverage from the left fielder straight in or straight back to the right fielder straight in or straight back. This area is commonly known as the “V.”

Infield Catch Coverage

PU has catches:

1. By the pitcher moving in, left or right.
2. By the third baseman moving back or toward the foul line.
3. By the first baseman moving back or toward the foul line.

U1 has catches:

1. By the pitcher moving back.
2. By the shortstop moving in all directions.
3. By the second baseman moving in all directions.
4. By the third baseman moving in or toward the middle of the field.
5. By the first baseman moving in or toward the middle of the field.

Fair/Foul Coverage

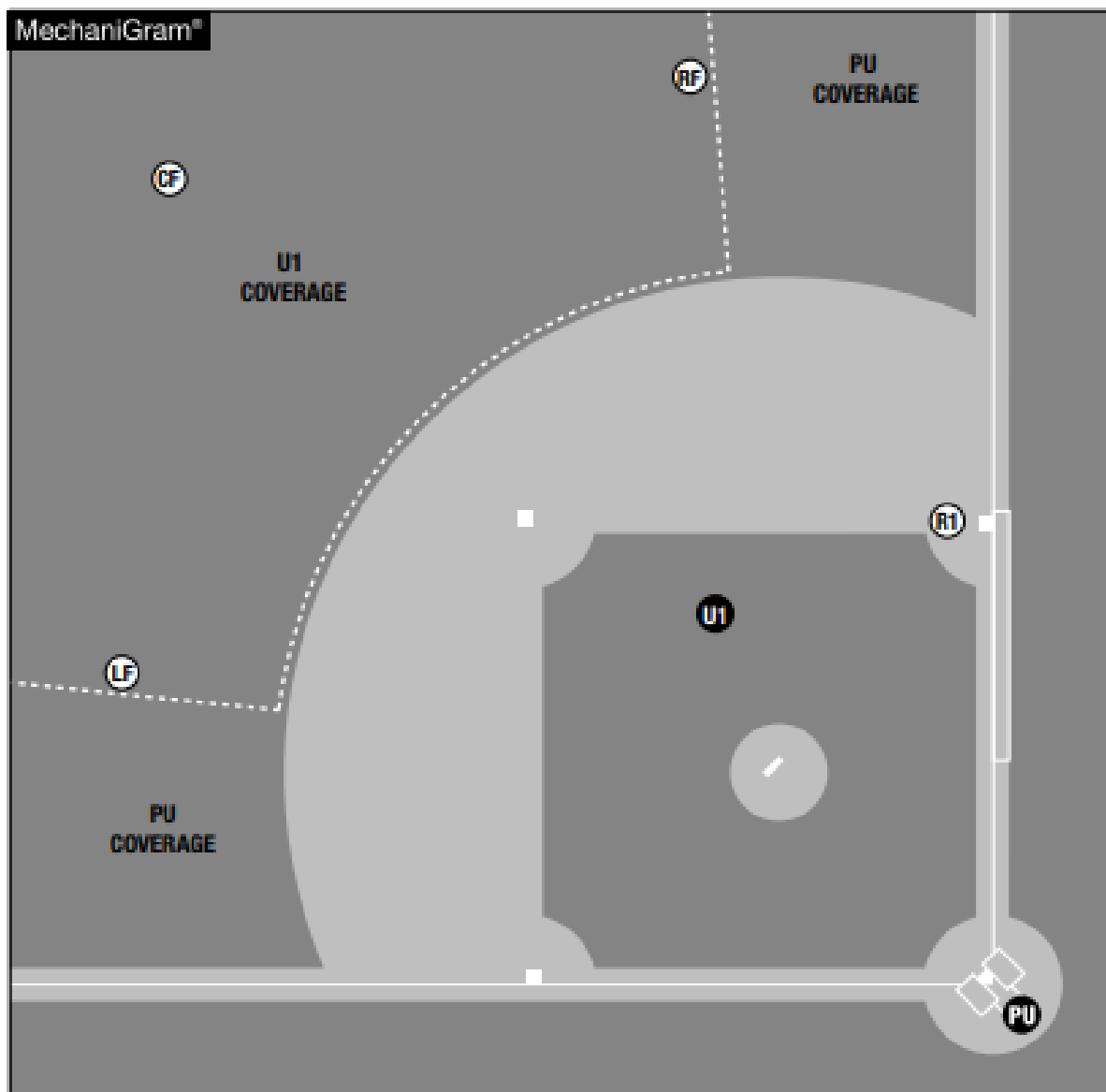
PU: Has responsibility for all balls on both the first- and third-base lines.

U1: Has no fair/foul responsibility



Initial Positions and Outfield Coverage

RUNNER ON 1ST BASE



Umpire responsibilities:

PU: Has the left fielder moving toward the left-field foul line and the right fielder moving toward the right-field foul line. **U1:** Starts in the “B” position.

U1: has outfield coverage from the left fielder straight in or straight back to the right fielder straight in or straight back.

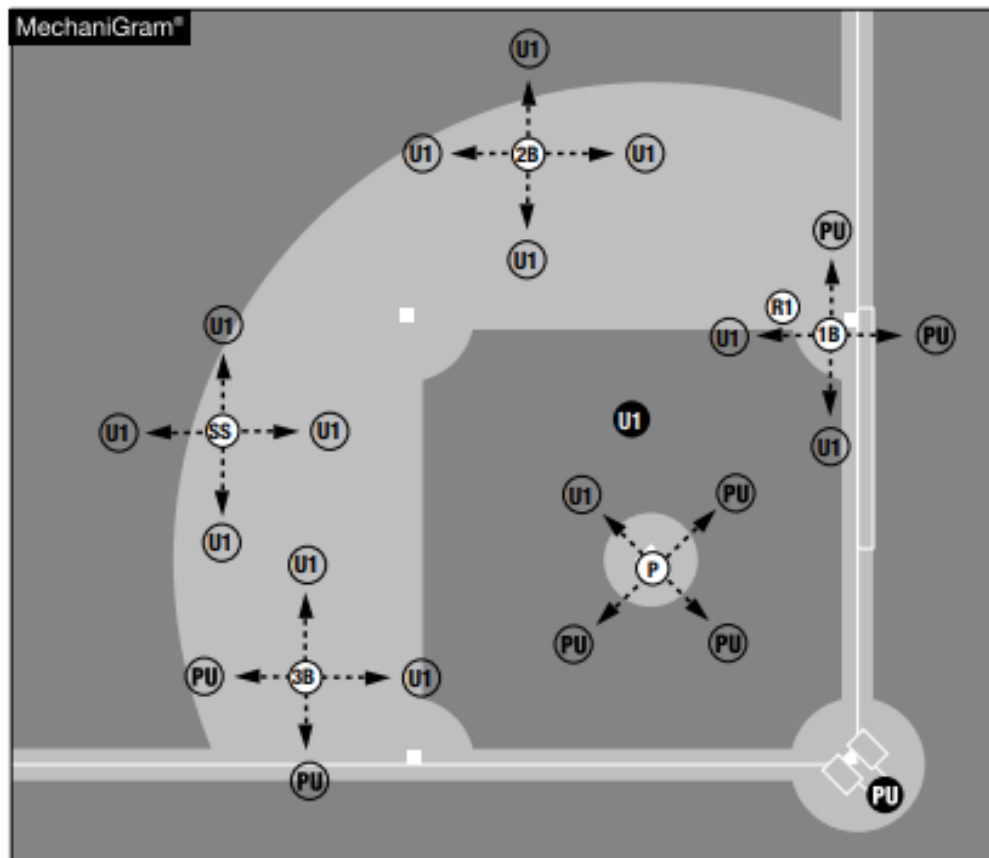


**New Hampshire Baseball
Umpires Association**



Infield Catch Coverage

RUNNER ON 1ST BASE



Umpire responsibilities:

PU has catches:

1. By the pitcher moving in, left or right.
2. By the third baseman moving back or toward the foul line.
3. By the first baseman moving back or toward the foul line.

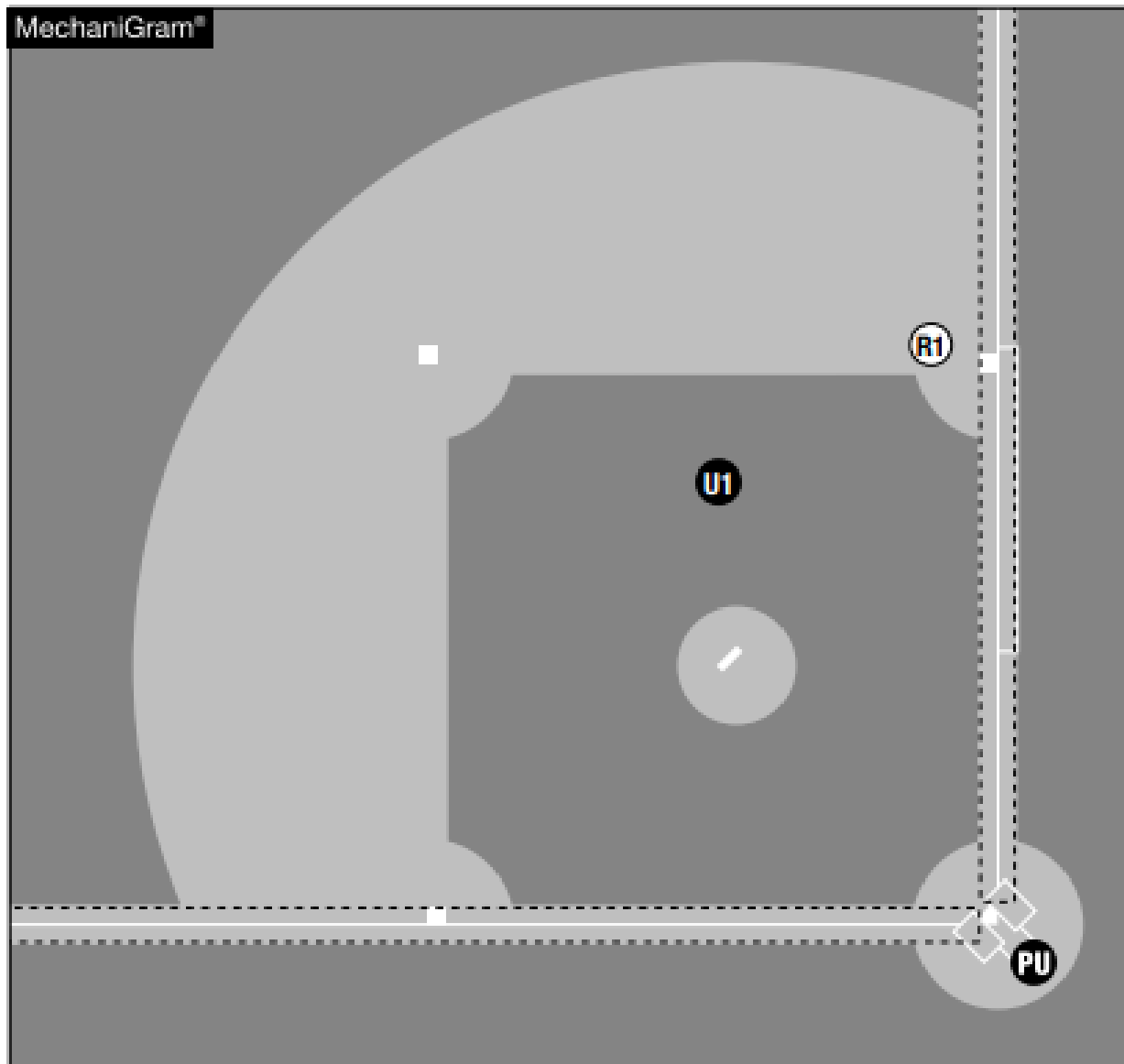
U1 has catches:

1. By the pitcher moving back.
2. By the shortstop moving in all directions.
3. By the second baseman moving in all directions.
4. By the third baseman moving in or toward the middle of the field.
5. By the first baseman moving in or toward the middle of the field.



Fair/Foul Coverage

RUNNER ON 1ST BASE



Umpire responsibilities:

PU: Has responsibility for all balls on the first- and third-base lines.

U1: Has no fair/foul responsibility.

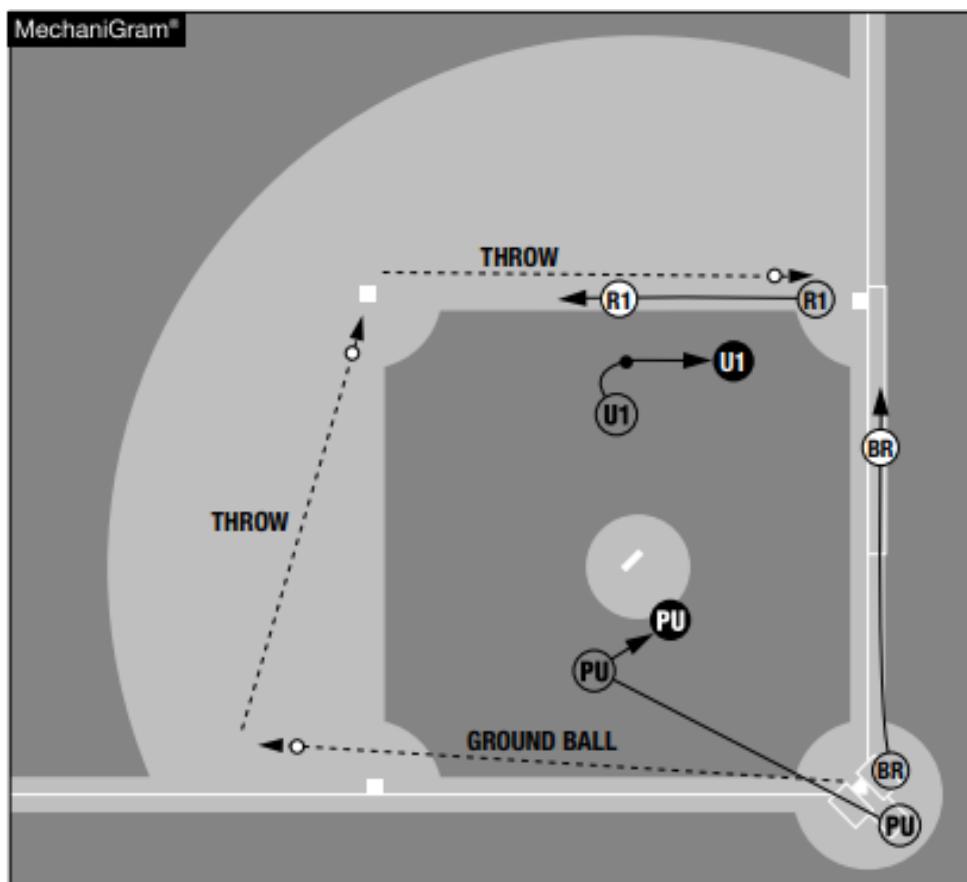


**New Hampshire Baseball
Umpires Association**



Plays within the Infield

RUNNER ON 1ST BASE



Action on the field: Double-play ground ball to third base, with a throw to second base followed by a throw to first base.

Umpire responsibilities:

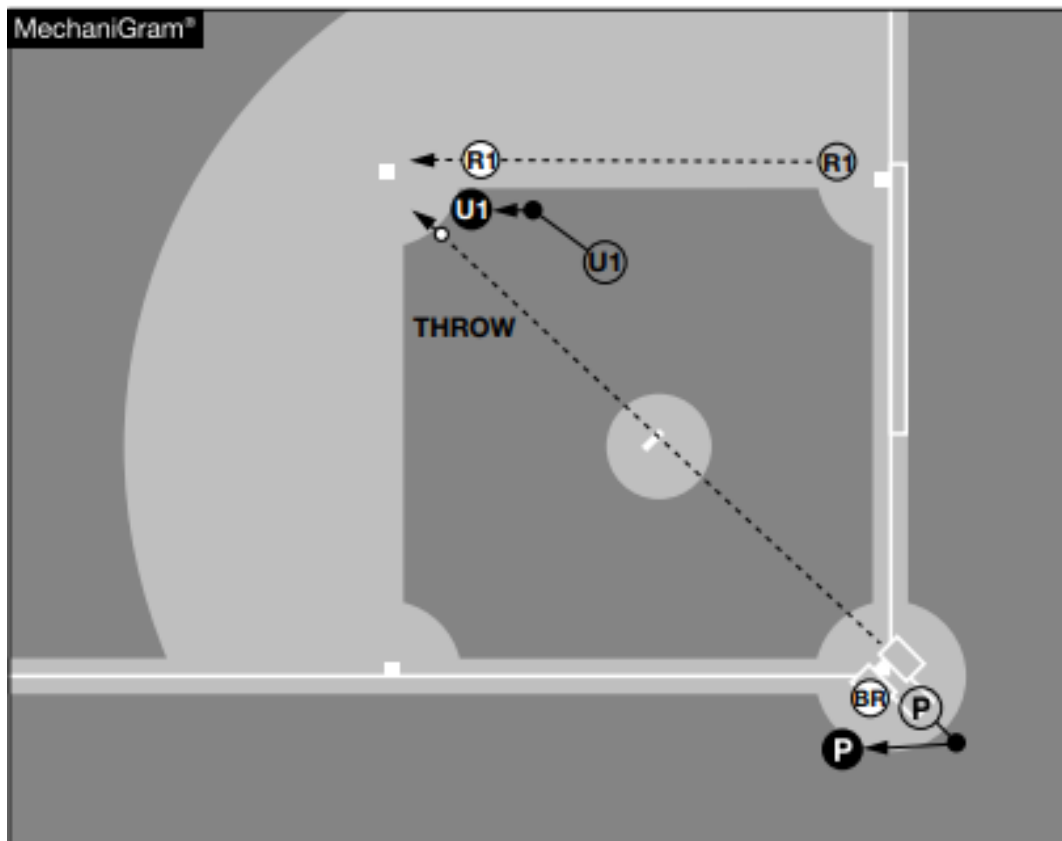
PU: Moves toward the third-base side of the pitcher's mound to assist U1 on the slide at second base by R1. If R1 is out, PU stays with the slide to ensure the slide was legal then turns toward first base for secondary responsibility on a swipe tag and/or pulled foot at first base. If R1 is safe and attempts to advance to third, PU has responsibility for play at third if ball and runner come together. PU is responsible for all plays at home.

U1: Moves into the best position to rule on plays at first or second base, including a drift toward first on the attempted double play. U1 is responsible for the illegal slide until he turns toward first base to rule on the play there.



Steal of Second

RUNNER ON 1ST BASE



Action on the field: The batter swings and misses at the pitch as R1 attempts to steal

Umpire responsibilities:

PU: Signals the swinging strike without taking his focus off the play at hand. Ensures the batter does not interfere with the catcher's throw. Steps out as needed to observe the play.

U1: All steal plays must be taken between the B and C starting positions. Take a backward step or two as the throw is released from the catcher. Keep eye on the ball and turn as the ball passes U1. If the play is a swipe-tag out, ensure the fielder retains possession of the ball before making the out call. If the runner is safe, no delay is necessary.

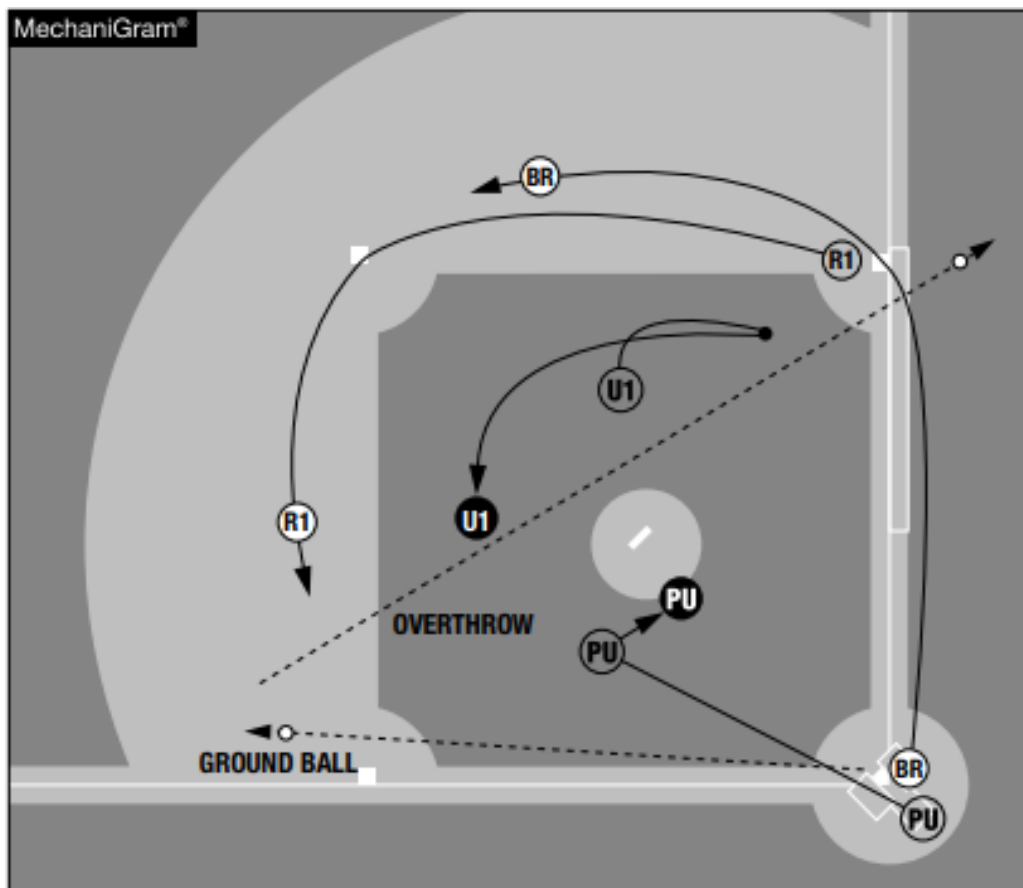


**New Hampshire Baseball
Umpires Association**



Plays Within the Infield: Overthrow

RUNNER ON 1ST BASE



Action on the field: Ground ball to third base with overthrow to first base; R1 advances to third base; BR advances to second base.

Umpire responsibilities:

PU: Moves toward the third-base side of the pitcher's mound to assist U1 on the slide at second base if the defense attempts a play there. When no play is attempted there and R1 advances toward third, PU is responsible for any play at third base and home.

U1: Moves into the best position to rule on plays at first or second base, including a drift toward first if there is an attempted double play.

U1 has all plays at first and second base and is responsible for taking BR into third.

When PU must assume responsibility for R1 (when he is safe at second and advancing toward third), U1 becomes responsible for the overthrow and ball going out of play.

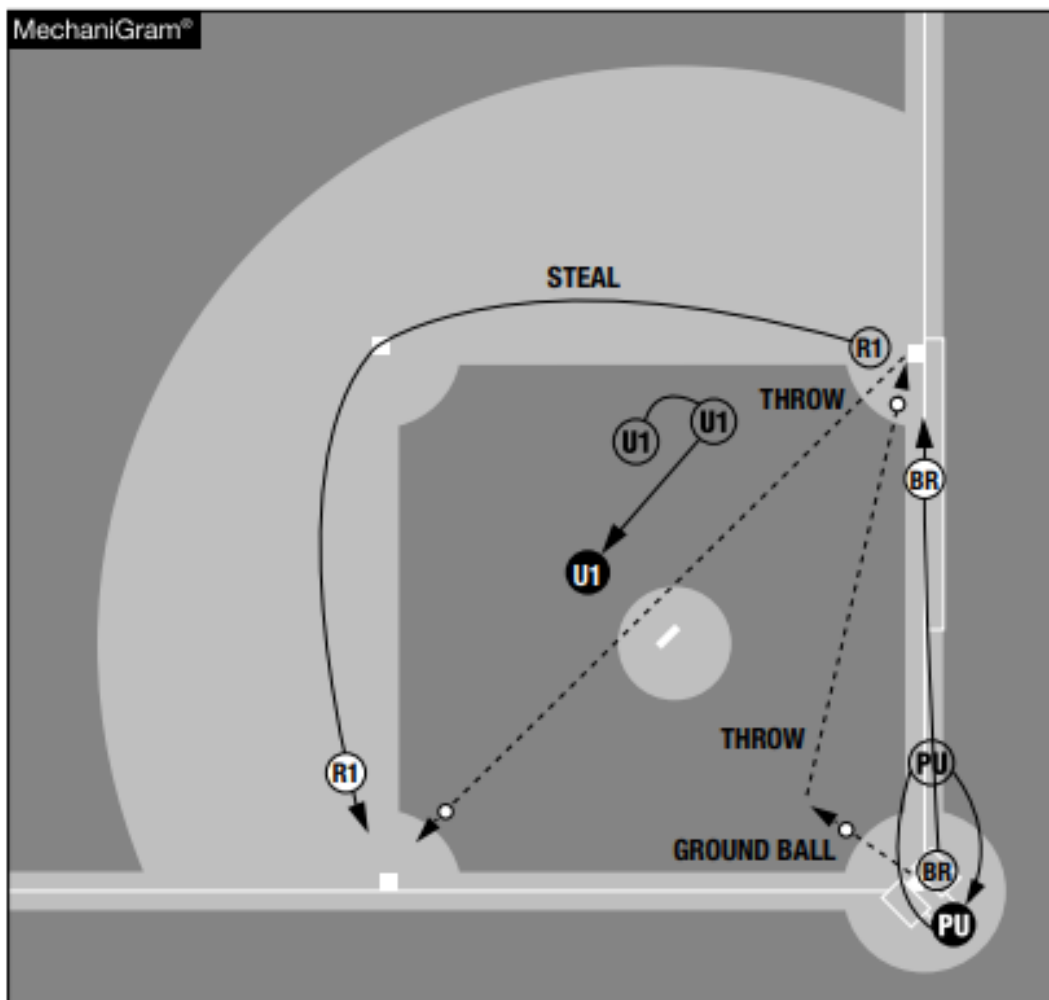


**New Hampshire Baseball
Umpires Association**



Plays within the Infield: PU Stays On the Foul Line

RUNNER ON 1ST BASE



Action on the field: Ground ball in front of the plate; no play on R1 at second base. When the throw goes toward first, R1 advances toward third base, drawing a throw

Umpire responsibilities:

PU: Remains in the area of the plate to judge fair/foul and any interference possibilities between BR and the catcher. PU then moves toward the first-base line to observe potential running-lane interference. PU communicates to U1 that he is remaining on the line.

U1: Has all plays at first, second or third base

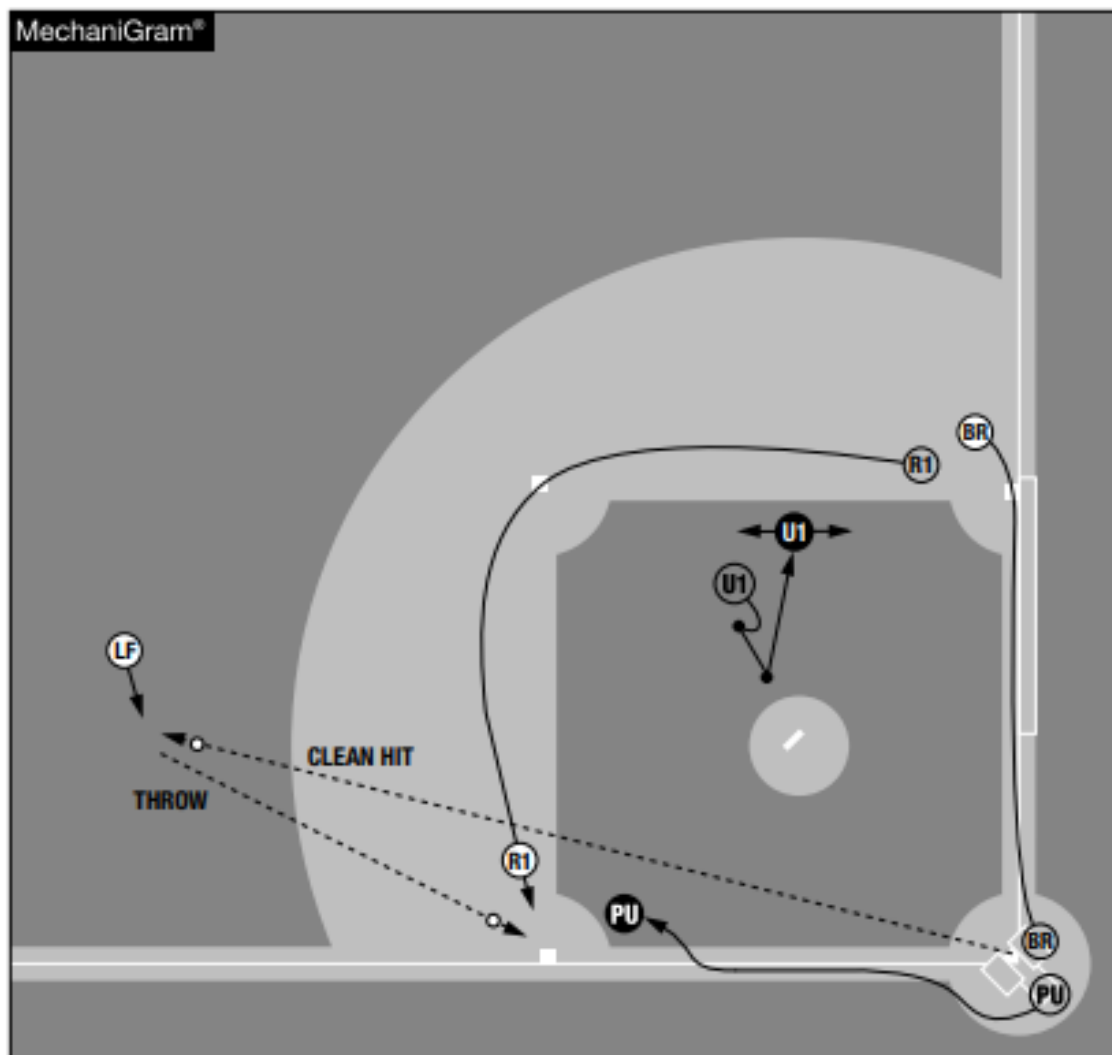


**New Hampshire Baseball
Umpires Association**



Clean Hit to the Outfield

RUNNER ON 1ST BASE



Action on the field: A clean hit to left field, no catch; R1 advances to third base, drawing a throw there

Umpire responsibilities:

PU: Reads R1 and the ball and moves into a position for any plays at third base on R1.

U1: Has all plays at first and second base.

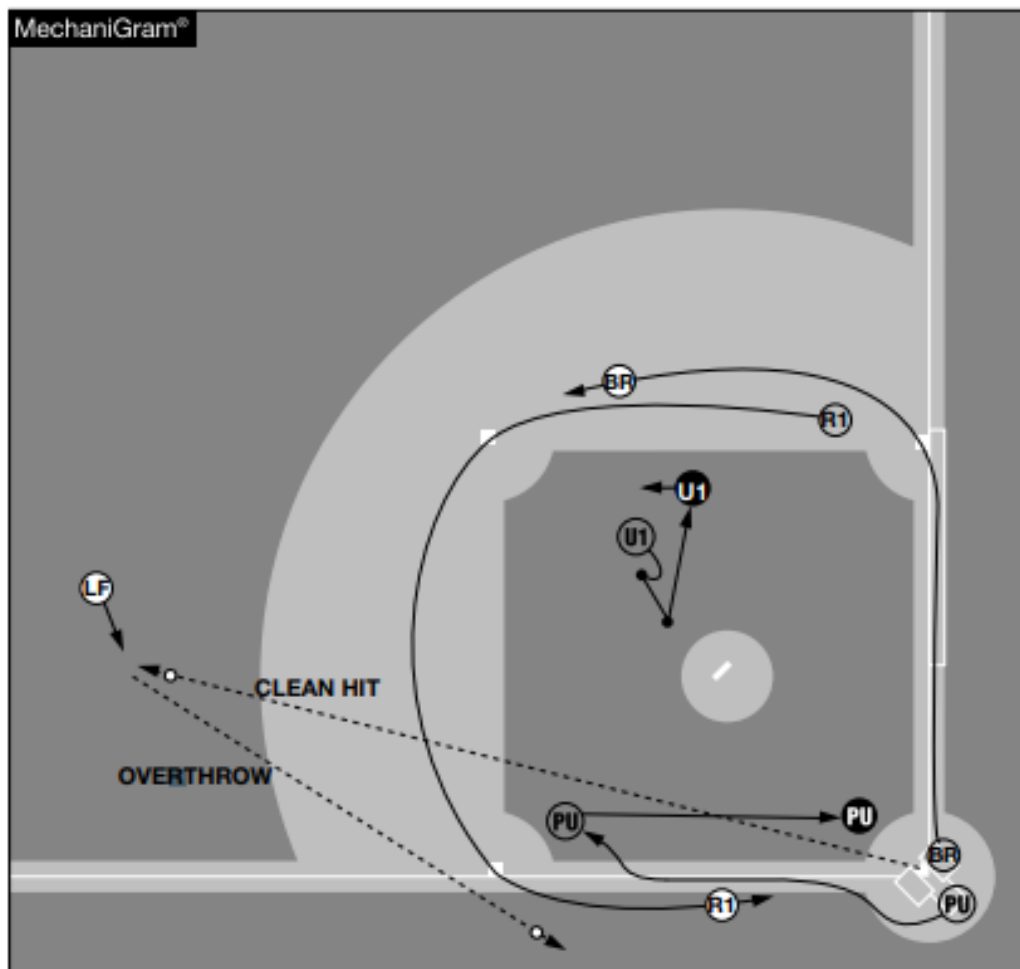


**New Hampshire Baseball
Umpires Association**



Clean Hit to the Outfield: Overthrow

RUNNER ON 1ST BASE



Action on the field: A clean hit to left field, no catch; R1 advances toward third base, drawing a throw there; the ball is overthrown and R1 advances toward the plate; the batter-runner rounds first base

Umpire responsibilities:

PU: Reads R1 and the ball and moves into a position for any plays at third base on R1. If a play develops at third base and R1 then attempts to advance to the plate on a wild throw, PU must retreat in fair territory for any play at the plate.

U1: Observes the batter-runner touch first base and has all plays at first, second and third base on the batter-runner.

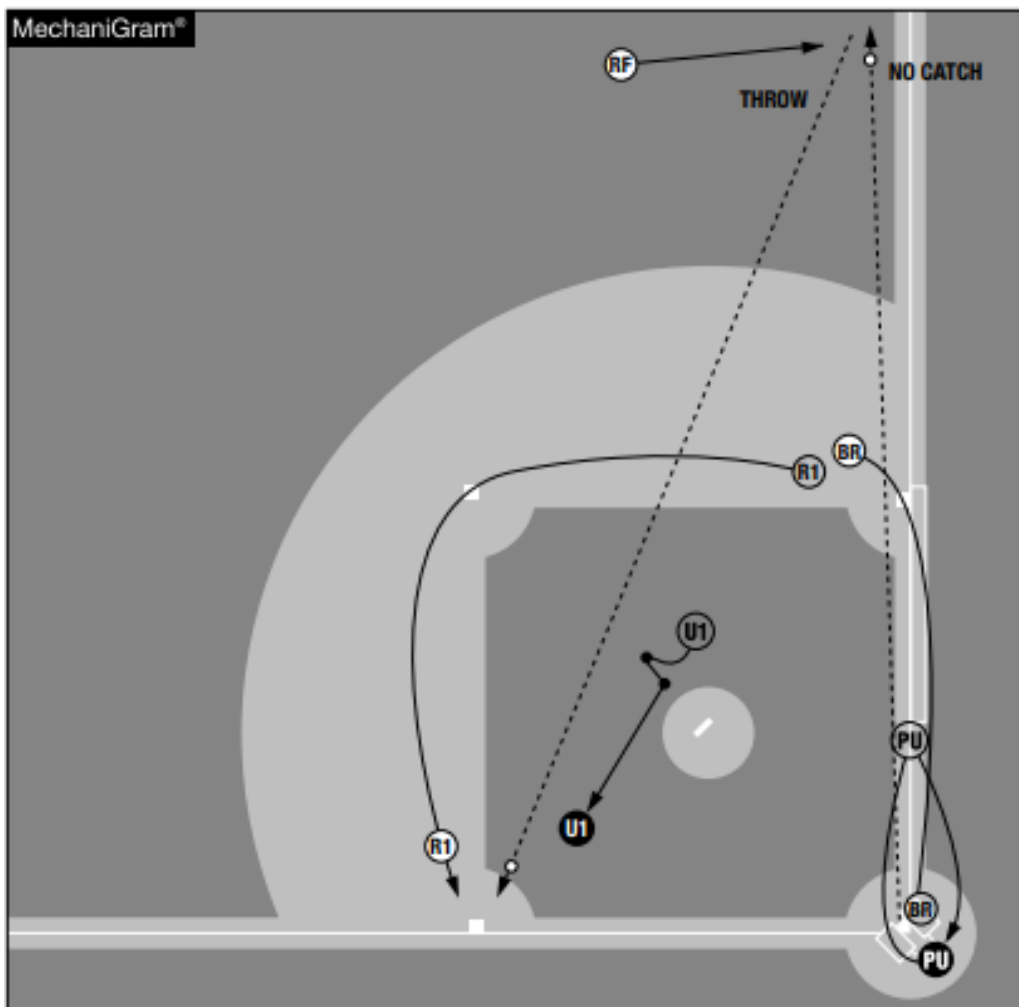


**New Hampshire Baseball
Umpires Association**



Fly Ball Down the Right-Field Line: No Catch

RUNNER ON 1ST BASE



Action on the field: Deep fly ball along the right-field foul line, no catch; PU remains along the foul line; R1 advances toward third base, drawing a throw there; the batter-runner rounds first base

Umpire responsibilities:

PU: Must remain near the foul line to rule on fair/foul and catch/no catch. PU will communicate to U1 that PU is “on the line” and will not have normal rotation coverage.

U1: Has any plays that develop at first, second and third base.

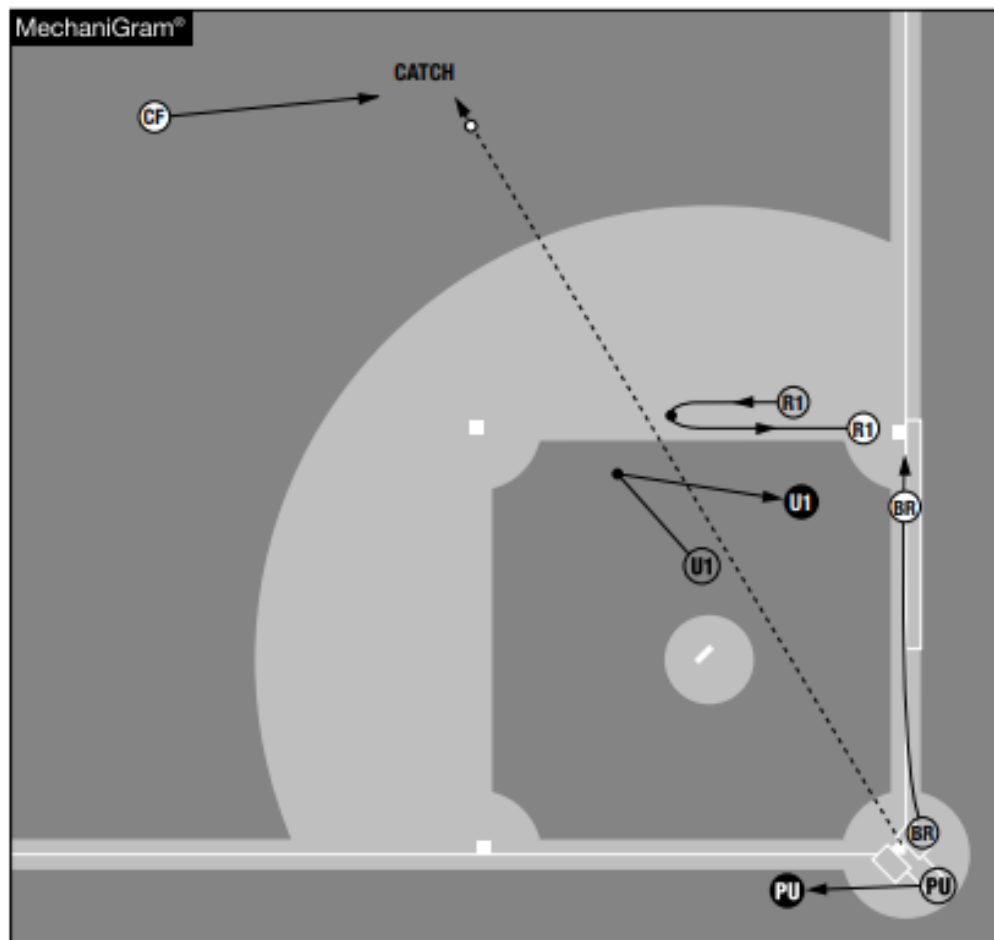


**New Hampshire Baseball
Umpires Association**



Fly Ball to Center Field: Catch

RUNNER ON 1ST BASE



Action on the field: Fly ball caught by the center fielder, R1 returns to first base

Umpire responsibilities:

PU: Observes the action. If the PU reads that the ball will not be caught, PU rotates to third base for any play on R1 and must communicate his position to U1. If a play develops at third base and R1 then attempts to advance to the plate on a wild throw, PU must retreat in fair territory for any play at the plate.

U1: Moves to the best position possible to view the catch/no catch. U1 also is prepared for any throw back on R1 at first base plus any play at second and third base. If the ball is not caught, U1 has any plays involving R1 at first and second base and the batter-runner at any base.

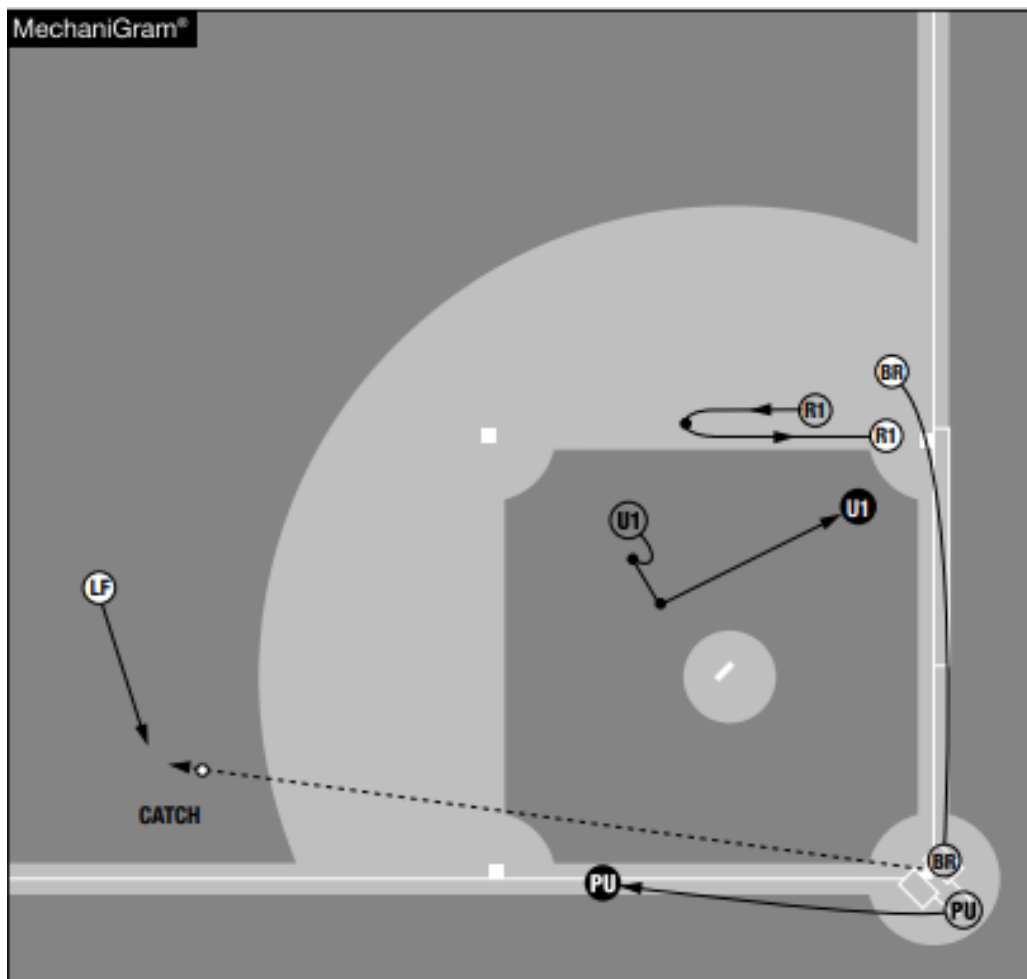


**New Hampshire Baseball
Umpires Association**



Fly Ball Down the Left-Field Line: Catch

RUNNER ON 1ST BASE



Action on the field: Fly ball caught by the left fielder; R1 returns to first base

Umpire responsibilities:

PU: Moves to the best possible position to view the catch/no catch. If the ball is not caught, PU continues moving toward third base for any play on R1 there.

U1: Retreats and observes R1 and the batter-runner. U1 has all plays on the bases, except a play on R1 at third if the ball was not caught.

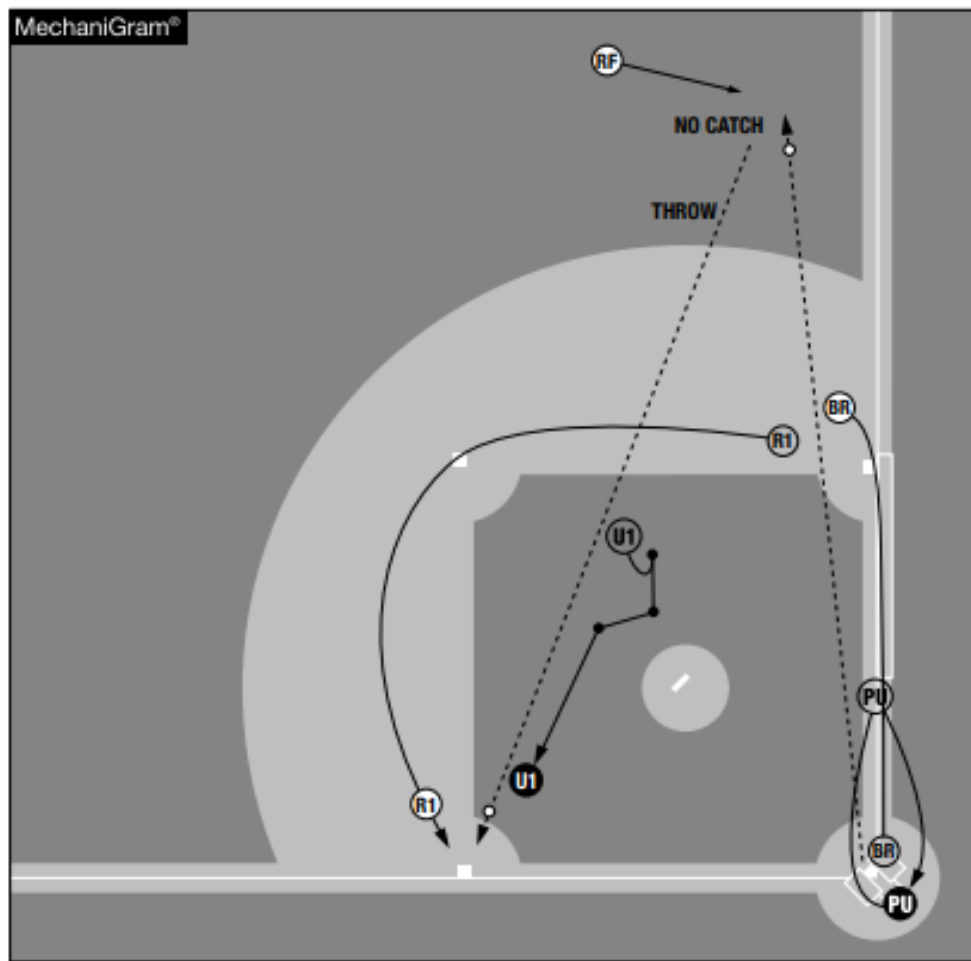


**New Hampshire Baseball
Umpires Association**



Fly Ball Down the Right-Field Line: No Catch

RUNNER ON 1ST BASE



Action on the field: Fly ball to right field, no catch; R1 advances toward third base, drawing a throw there; the batter-runner rounds first base

Umpire responsibilities:

PU: Moves to the best possible position to view the catch/no catch and communicates to U1 that PU has the line. PU does not rotate to third base, but retreats to home and gets into position for potential plays there.

U1: Has all plays on first, second and third bases, including a throwback to first in the event that the ball was caught.



Runners on first and second

Infield Catch Coverage

The coverage is the same as with a runner on first only (see 7.6.2), with U1 in position C.

PU has catches:

1. By the pitcher moving in, left or right.
2. By the third baseman moving back or toward the foul line.
3. By the first baseman moving back or toward the foul line.

U1 has catches:

1. By the pitcher moving back.
2. By the shortstop moving in all directions.
3. By the second baseman moving in all directions.
4. By the third baseman moving in or toward the middle of the field.
5. By the first baseman moving in or toward the middle of the field. Fair/Foul Coverage

The coverage is the same as with a runner on first only with U1 in position C.

PU: Has responsibility for all balls on the third-base and first-base lines.

U1: Has no fair/foul responsibility

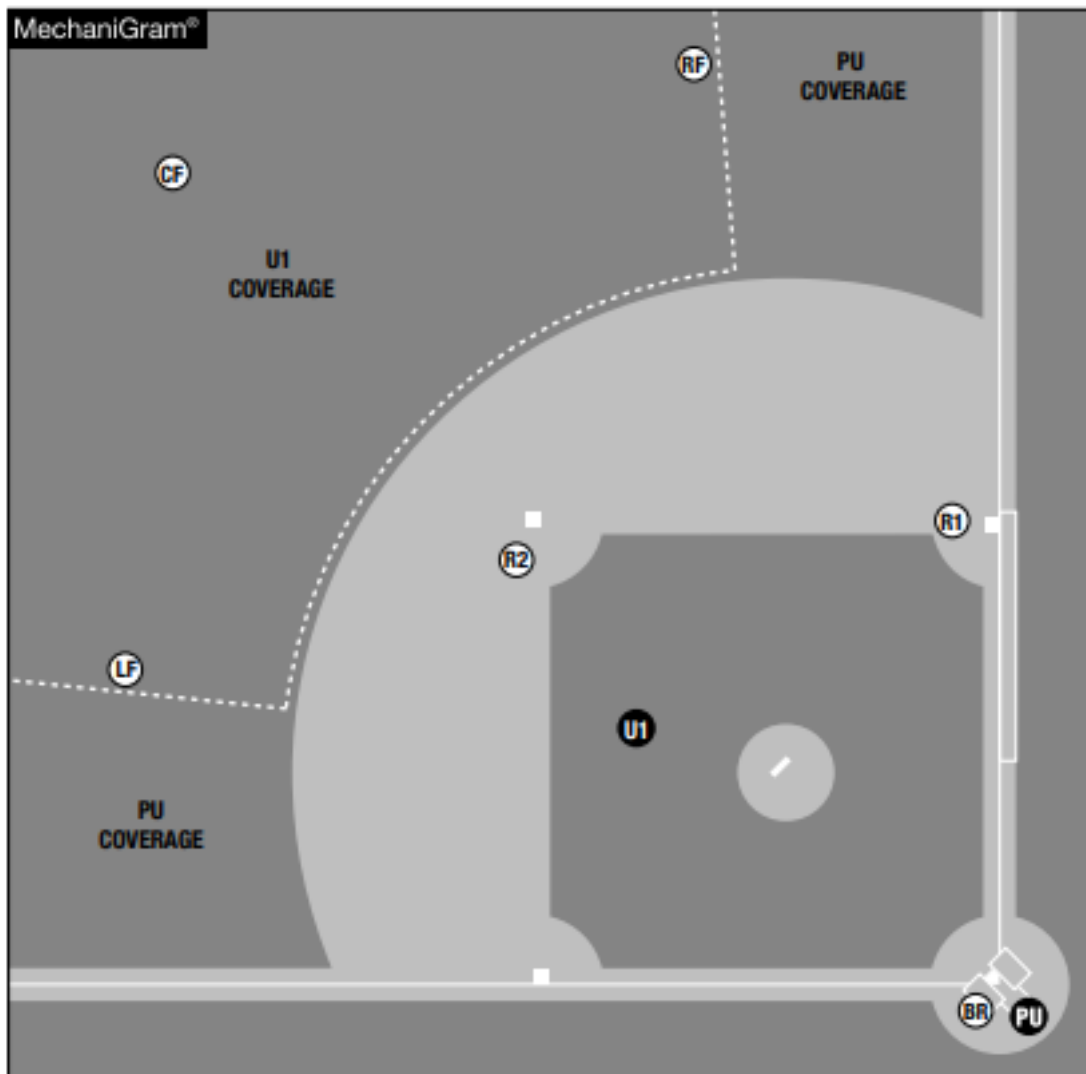


**New Hampshire Baseball
Umpires Association**



Initial Positions and Outfield Coverage

RUNNERS ON FIRST AND SECOND



Action on the field: No action

Umpire responsibilities:

PU: Has the left fielder moving toward the left-field foul line and the right fielder moving toward the right-field foul line.

U1: Starts in the "C" position and has outfield coverage from the left fielder straight in or straight back to the right fielder straight in or straight back.

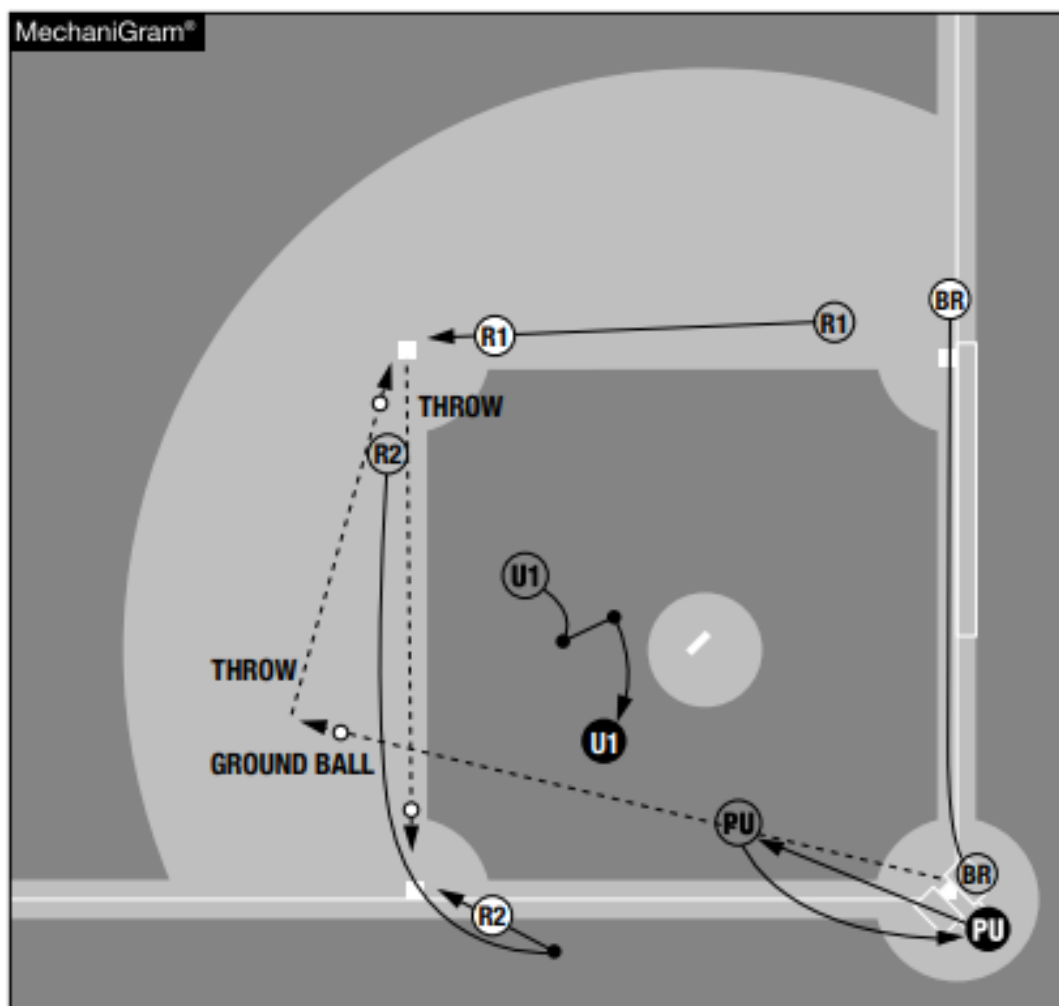


New Hampshire Baseball
Umpires Association



Plays Within the Infield

RUNNERS ON FIRST AND SECOND



Action on the field: Slowly hit ground ball to the third baseman, who throws to second base to retire R1; R2 rounds third base and draws a throw from the second baseman; the batter-runner advances toward first base

Umpire responsibilities:

PU: Moves to a position to assist U1 on the slide at second base by R1. PU has secondary responsibility for assisting U1 on swipe tag and pulled foot at first base.

U1: Moves into the best position to rule on all plays at first, second or third base, including if there is a play at third base on a snap throwback.

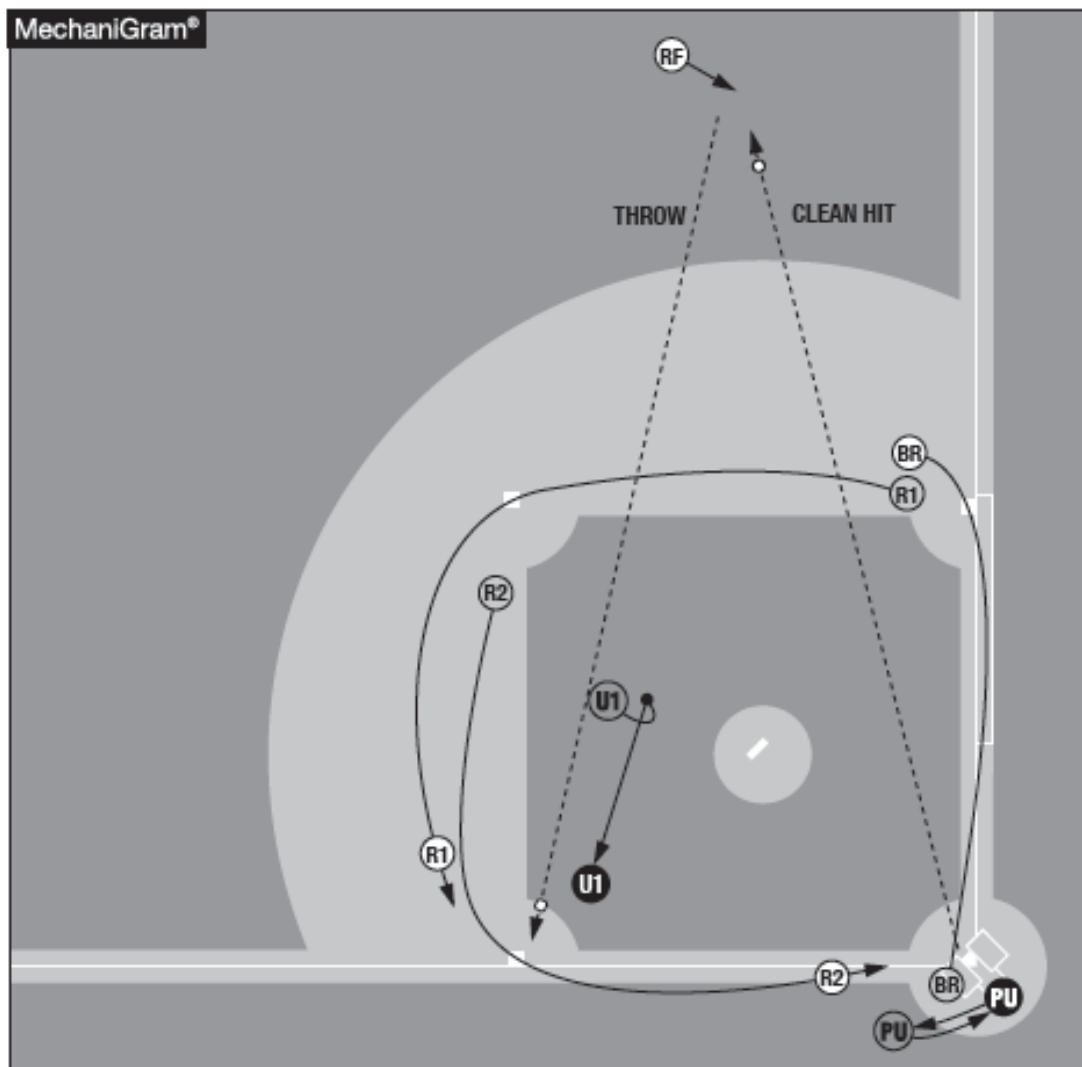


**New Hampshire Baseball
Umpires Association**



Clean Hit to the Outfield

RUNNERS ON FIRST AND SECOND



Action on the field: A clean hit to right field; R2 advances toward the plate; R1 advances toward third base, drawing a throw there; the batter-runner advances toward first base

Umpire responsibilities:

PU: Observes R2's touch of the plate and all base touches at third base. PU moves to a position to rule on all plays at the plate.

U1: Observes base touches at first and second base on all runners. U1 moves to a position to rule on all plays on the bases.

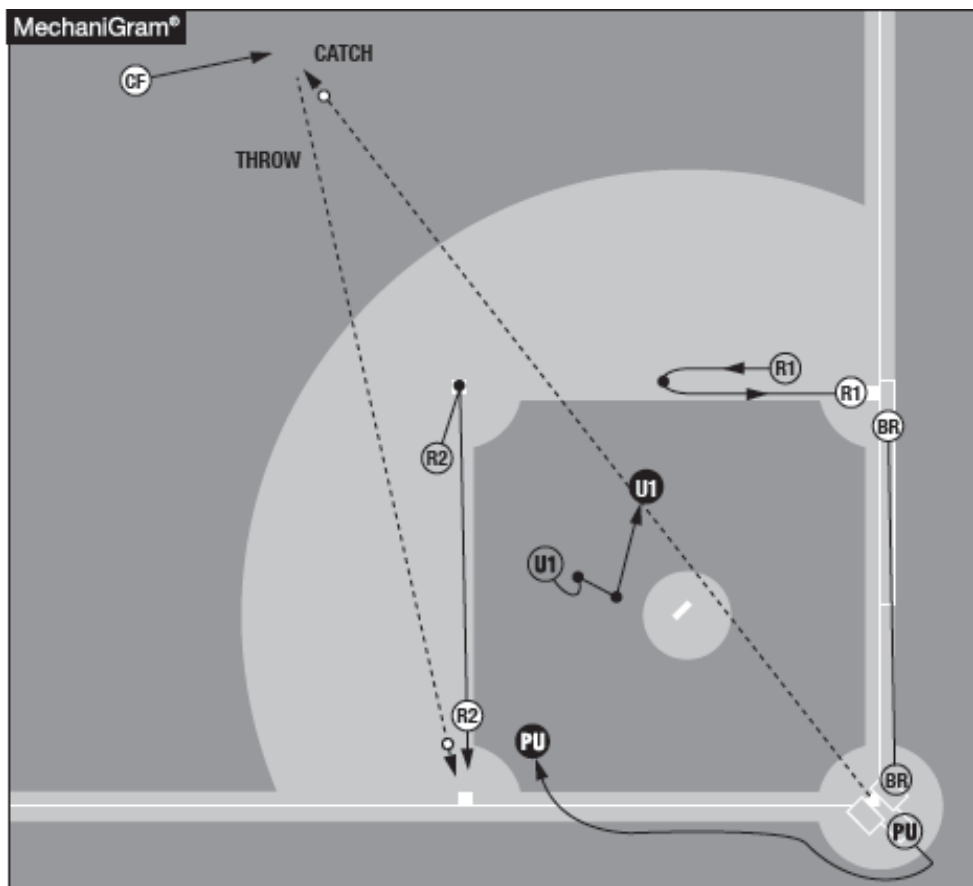


**New Hampshire Baseball
Umpires Association**



Fly Ball to Center Field: Catch

RUNNERS ON FIRST AND SECOND



Action on the field: Fly ball caught by the center fielder; R2 tags at second and draws a throw to third base; R1 returns to first base

Umpire responsibilities:

PU: Moves toward third base. If R2 attempts to advance to third base, PU moves into the third-base area for the play there. If a play develops at third base and R2 then attempts to advance to the plate, PU must retreat in fair territory for any play at the plate. If the ball is not caught, PU returns to the plate for all plays there.

U1: Moves to the best position possible to view the catch/no catch. U1 observes both R2's tag up at second base and R1's tag up at first base. U1 reads the runners and moves into a position for any plays at first or second base. If the ball is not caught moves to a position to rule on all plays on the bases.

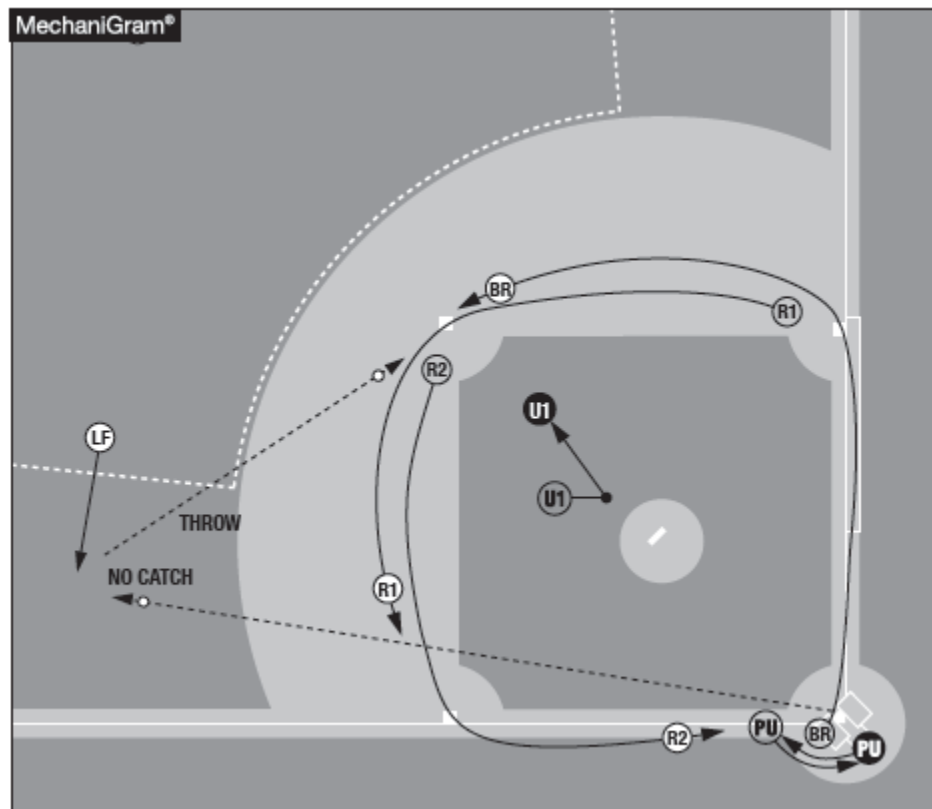


**New Hampshire Baseball
Umpires Association**



Fly Ball down the Left Field Line: NO Catch

RUNNERS ON FIRST AND SECOND



Action on the field: Fly ball to left field, no catch; R2 advances toward the plate; R1 advances toward third base; the batter-runner advances toward second base, drawing a throw there

Umpire responsibilities:

PU: Moves to the best position possible to view the catch/no catch. PU returns to the plate for all plays there. If the ball is caught, PU reads the runners and the ball and moves into a position for any play at third base. If a play develops at third base and R2 then attempts to advance to the plate, PU must retreat in fair territory for any play at the plate.

U1: Reads the runners and the throw and moves to a position to rule on all plays on the bases. If the ball is caught, U1 retreats and observes R1's and R2's tag ups. U1 moves to a position for all plays at first and second base.

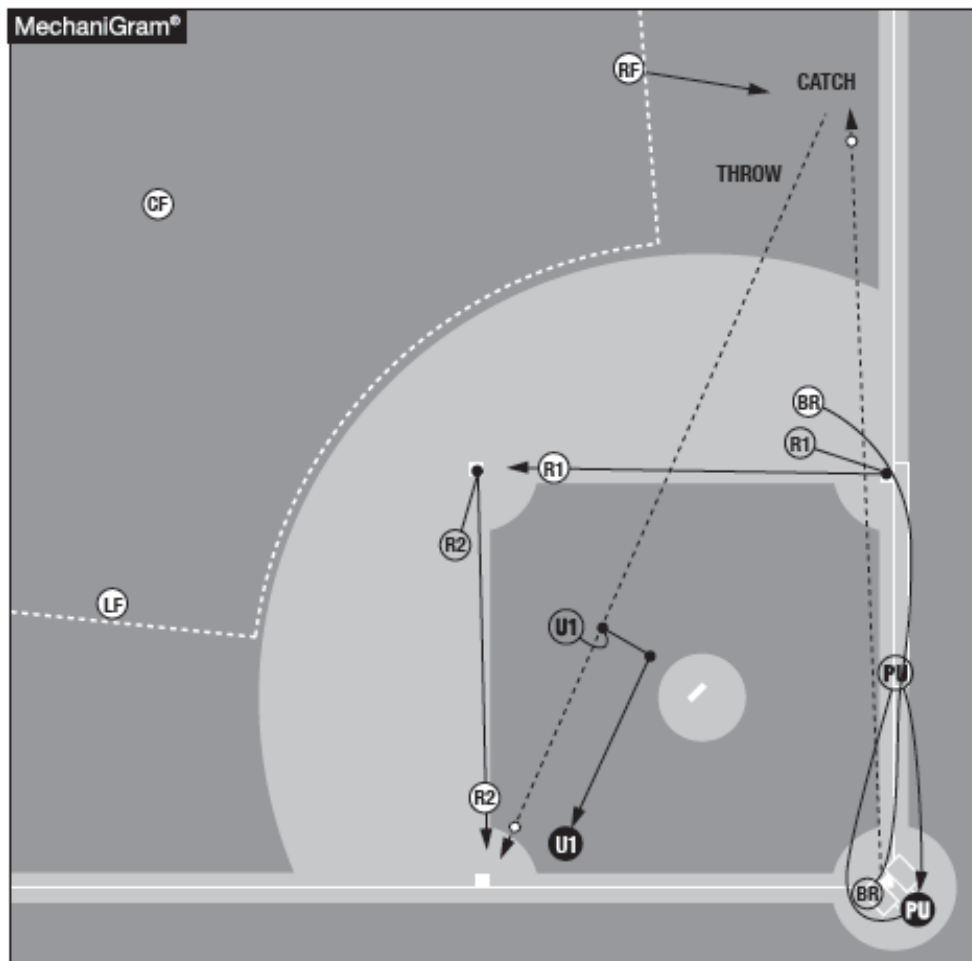


**New Hampshire Baseball
Umpires Association**



Fly Ball down the Right Field Line: Catch

RUNNERS ON FIRST AND SECOND



Action on the field: Fly ball caught by the right fielder; R2 tags up at second and draws a throw to third base; R1 also tags up and advances to second base

Umpire responsibilities:

PU: Moves to the best position possible to view the fair/foul and catch/ no catch. PU must communicate to U1 that PU is on the line, thus notifying U1 that PU will not be at third base for any play there. PU returns to the plate for any plays there.

U1: Retreats and observes R2 and R1 tagging up and moves to a position to cover all plays on the bases.



**New Hampshire Baseball
Umpires Association**



BASES LOADED

Initial Positions and Outfield Coverage

The coverage is the same as with runners on first and second base

PU: Has the left fielder moving toward the left-field foul line and the right fielder moving toward the right-field foul line.

U1: Starts in the “C” position and has outfield coverage from the left fielder straight in or straight back to the right fielder straight in or straight back.

Infield Catch Coverage

The coverage is the same as with a runners on first with U1 in position C.

PU has catches:

1. By the pitcher moving in, left or right.
2. By the third baseman moving back or toward the foul line.
3. By the first baseman moving back or toward the foul line.

U1 has catches:

1. By the pitcher moving back.
2. By the shortstop moving in all directions.
3. By the second baseman moving in all directions.
4. By the third baseman moving in or toward the middle of the field.
5. By the first baseman moving in or toward the middle of the field.

Fair/Foul Coverage

The coverage is the same as with a runner on first base with U1 in position C.

PU: Has responsibility for all balls on the third-base line and first-base line.

U1: Has no fair/foul responsibility.

Plays Within the Infield

The coverage is the same as with a runners on first base with U1 in position C.

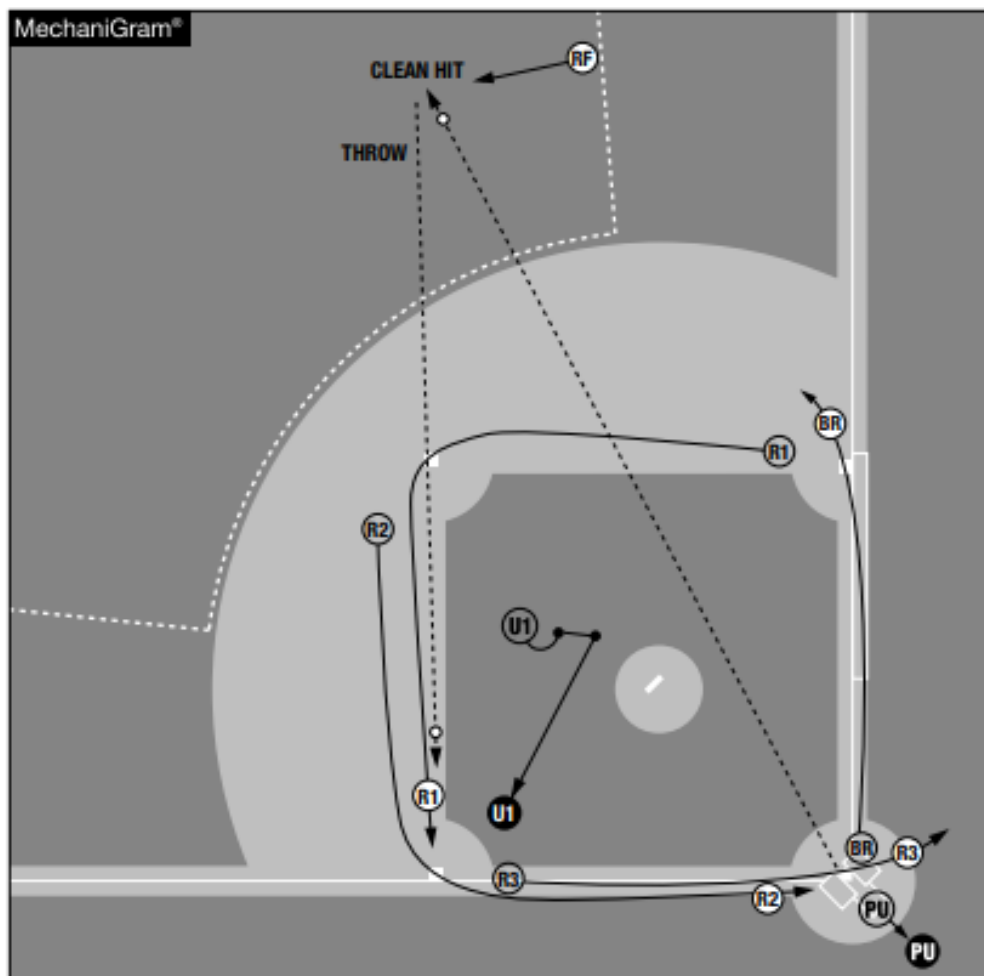
PU: Moves to a position to assist U1 on the slide at second base by R1. PU has secondary responsibility for assisting U1 on swipe tag and pulled foot at first base.

U1: Moves into the best position to rule on all plays at first, second or third base.



Clean Hit to the Outfield

BASES LOADED



Action on the field: A clean hit to right-center field; R3 advances to the plate; R2 advances to the plate; R1 advances toward third base, drawing a throw there; the batter-runner rounds first base

Umpire responsibilities:

PU: Observes R3's touch of the plate and the third-base touch of R2 (and R1 if applicable). PU moves to a position to rule on all plays at the plate.

U1: Observes base touches at first and second on all runners and third base by the batter-runner. U1 moves to a position to rule on all plays on the bases.

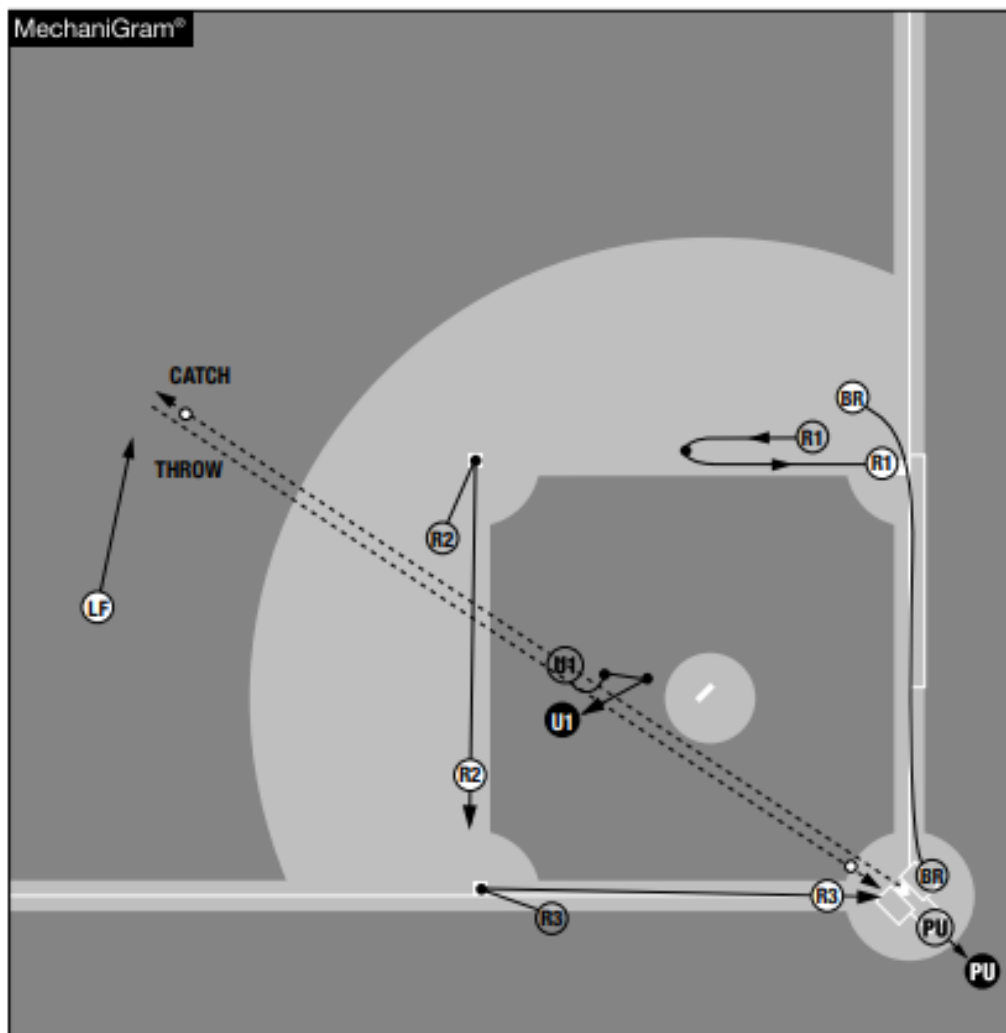


**New Hampshire Baseball
Umpires Association**



Fly Ball to Left-Center Field: Catch

BASES LOADED



Action on the field: Fly ball caught by the center fielder; R3 tags up at third and draws a throw to the plate; R2 tags up at second and advances toward third base; R1 retreats to first base

Umpire responsibilities:

PU: Moves to a position to best view R3's tag up at third base and returns to the plate for all plays there.

U1: Moves to the best position possible to view the catch/no catch. U1 reads the runners and throw and moves to a position to rule on all plays on the bases.

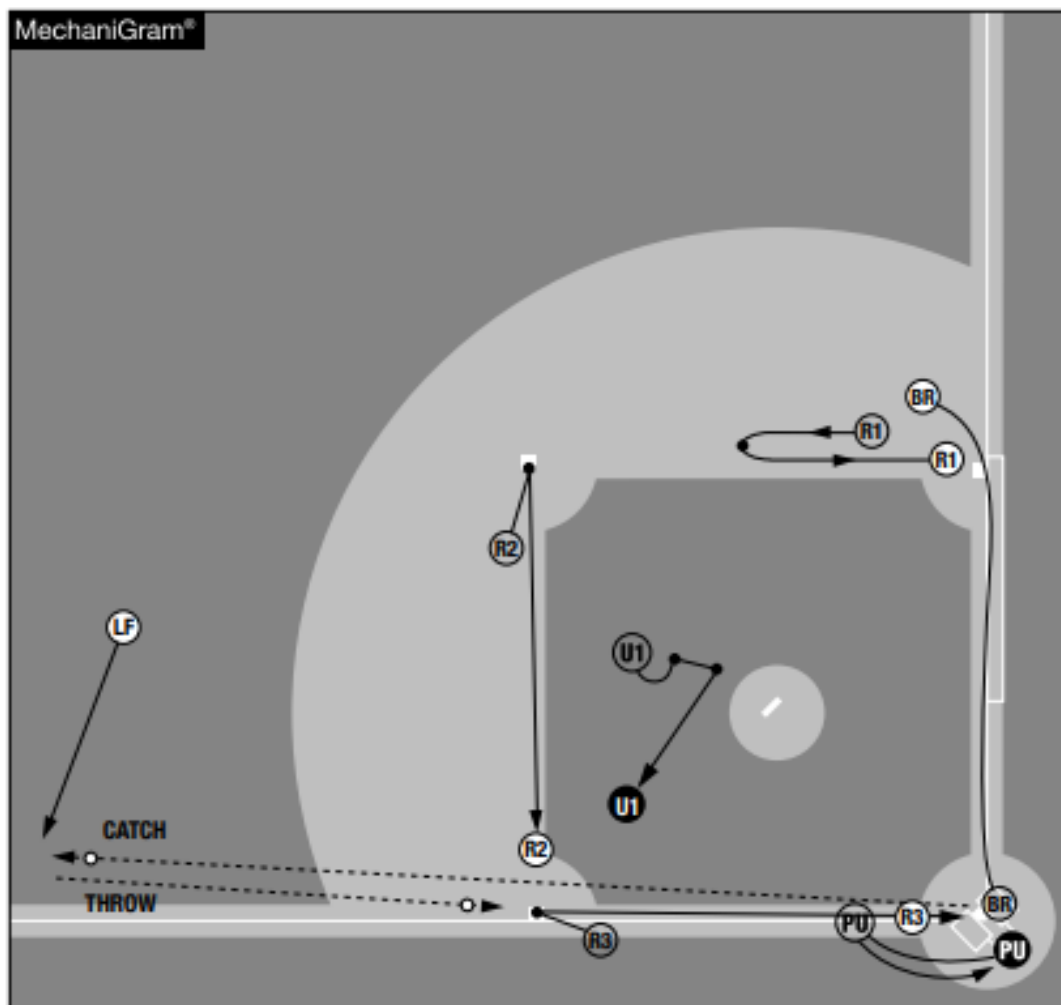


**New Hampshire Baseball
Umpires Association**



Fly Ball Down the Left-Field Line: Catch

BASES LOADED



Action on the field: Fly ball caught by the left fielder near the foul line; R3 tags up and draws a throw to the plate; R2 tags up and advances toward third base; R1 retreats toward first base

Umpire responsibilities:

PU: Moves to the best position possible to view the fair/foul and catch/ no catch. Also observes R3's tag up. PU returns to the plate for all plays.

U1: Retreats and observes tag ups of R2 and R1. U1 reads the runners and throw and moves to a position to rule on all plays on the bases.

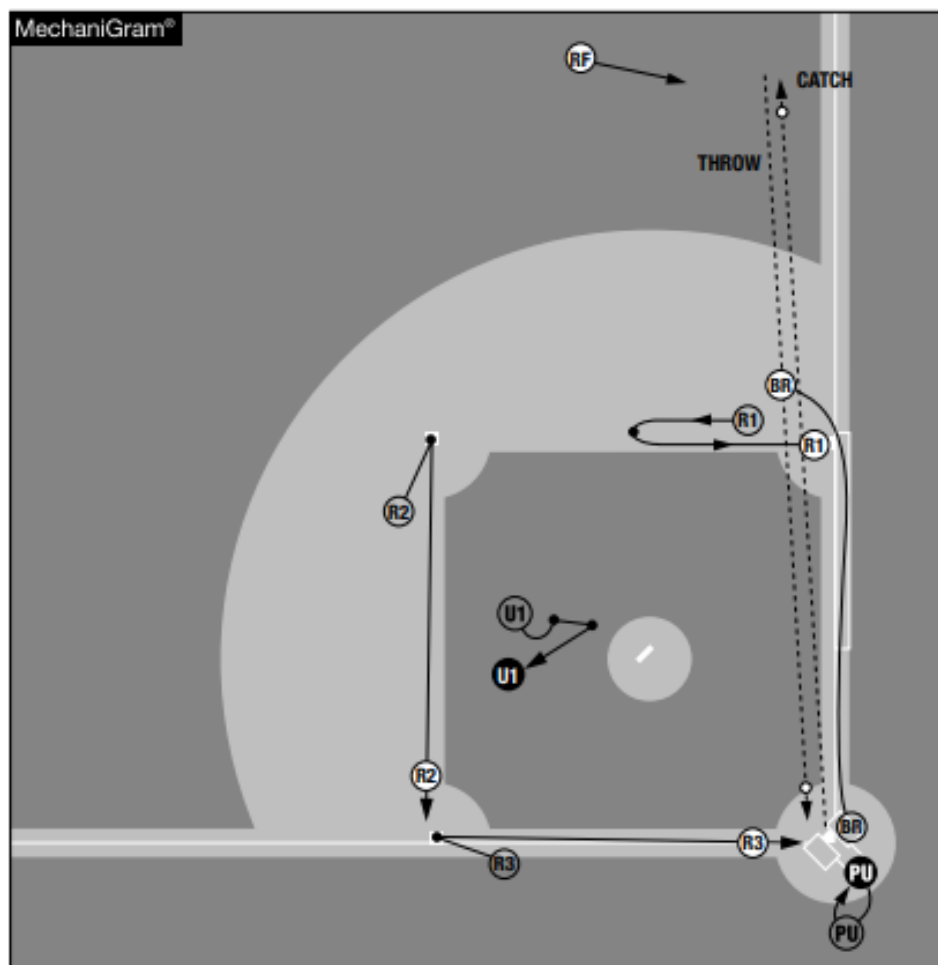


**New Hampshire Baseball
Umpires Association**



Fly Ball Down the Right-Field Line: Catch

BASES LOADED



Action on the field: Fly ball caught by the right fielder near the foul line; R3 tags up and draws a throw to the plate; R2 tags up and advances toward third base; R1 retreats to first base

Umpire responsibilities:

PU: Moves to the best position possible to view the catch/no catch and then observes R3's tag up (first-base line extended if the ball is in shallow right field). PU returns to the plate for all plays there.

U1: Retreats and observes tag ups of R2 and R1. U1 moves to a position to rule on all plays on the bases.



**New Hampshire Baseball
Umpires Association**



Runners on first and third

Initial Positions and Outfield Coverage

The coverage is the same as a runner on first only.

PU: Has the left fielder moving toward the left-field foul line and the right fielder moving toward the right-field foul line.

U1: Starts in the “B” position. U1 has outfield coverage from the left fielder straight in or straight back to the right fielder straight in or straight back.

Infield Catch Coverage

The coverage is the same as a runner on first only.

PU has catches:

1. By the pitcher moving in, left or right.
2. By the third baseman moving back or toward the foul line.
3. By the first baseman moving back or toward the foul line.

U1 has catches:

1. By the pitcher moving back.
2. By the shortstop moving in all directions.
3. By the second baseman moving in all directions.
4. By the third baseman moving in or toward the middle of the field.
5. By the first baseman moving in or toward the middle of the field.

Fair/Foul Coverage

The coverage is the same as a runner on first only.

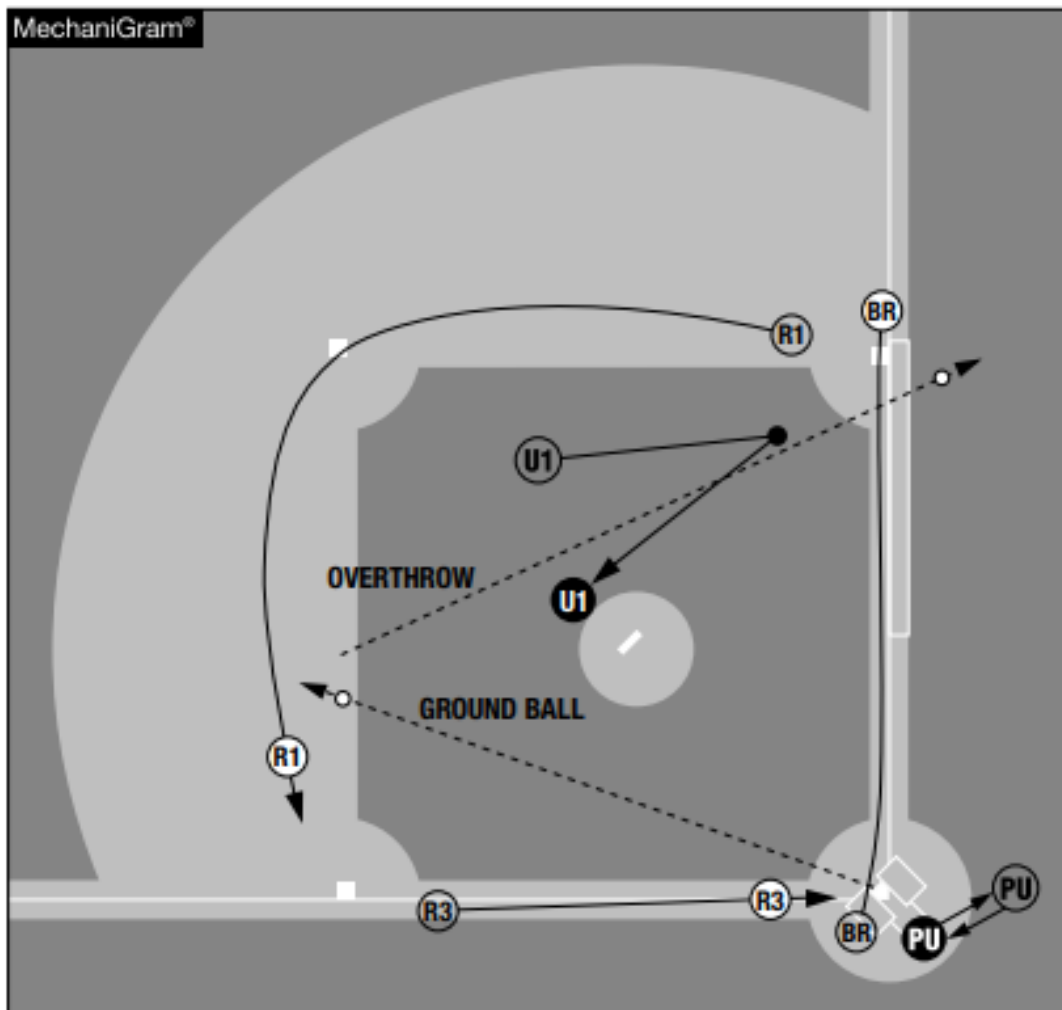
PU: Has responsibility for all balls on the third-base line and first-base line.

U1: Has no fair/foul responsibility.



Plays Within the Infield

RUNNERS ON FIRST AND THIRD



Action on the field: Ground ball to shortstop with an overthrow to first base; R3 advances toward the plate; R1 advances toward third base

Umpire responsibilities:

PU: Moves to a position to assist U1 on the slide at second base by R1. PU has secondary responsibility for assisting U1 on swipe tag and pulled foot at first base. PU has all touches and plays at the plate, all overthrow responsibilities at first base and all running-lane interference responsibilities.

U1: Moves into the best position to rule on all plays on the bases.

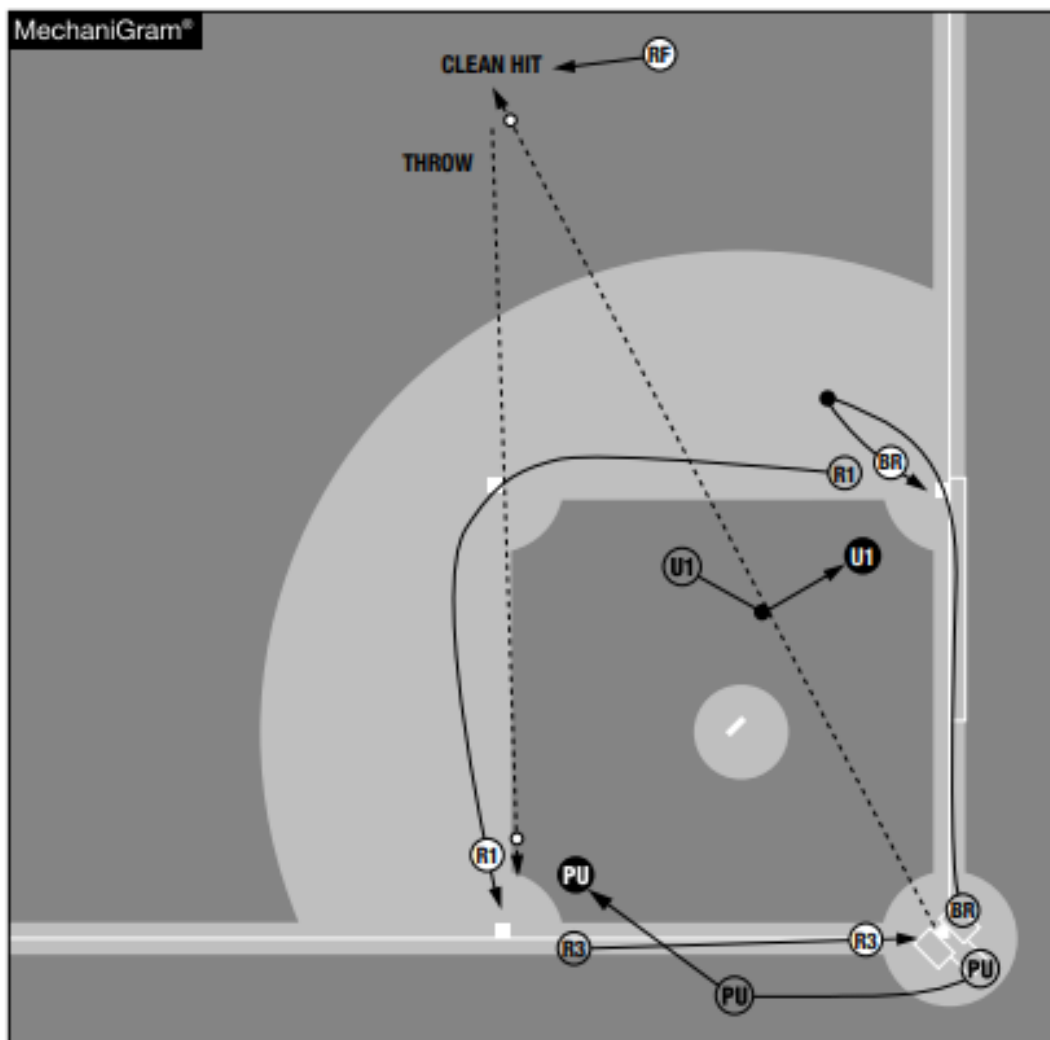


**New Hampshire Baseball
Umpires Association**



Clean Hit to Outfield

RUNNERS ON FIRST AND THIRD



Action on the field: Clean hit to right-center field, no catch; R3 advances toward the plate; R1 advances toward third base and draws a throw there; the batter-runner rounds first and returns there

Umpire responsibilities:

PU: Reads R1 and the ball and moves, while observing R3 touch the plate, into position for any plays at third base on R1.

U1: Observes base touches at first and second base.

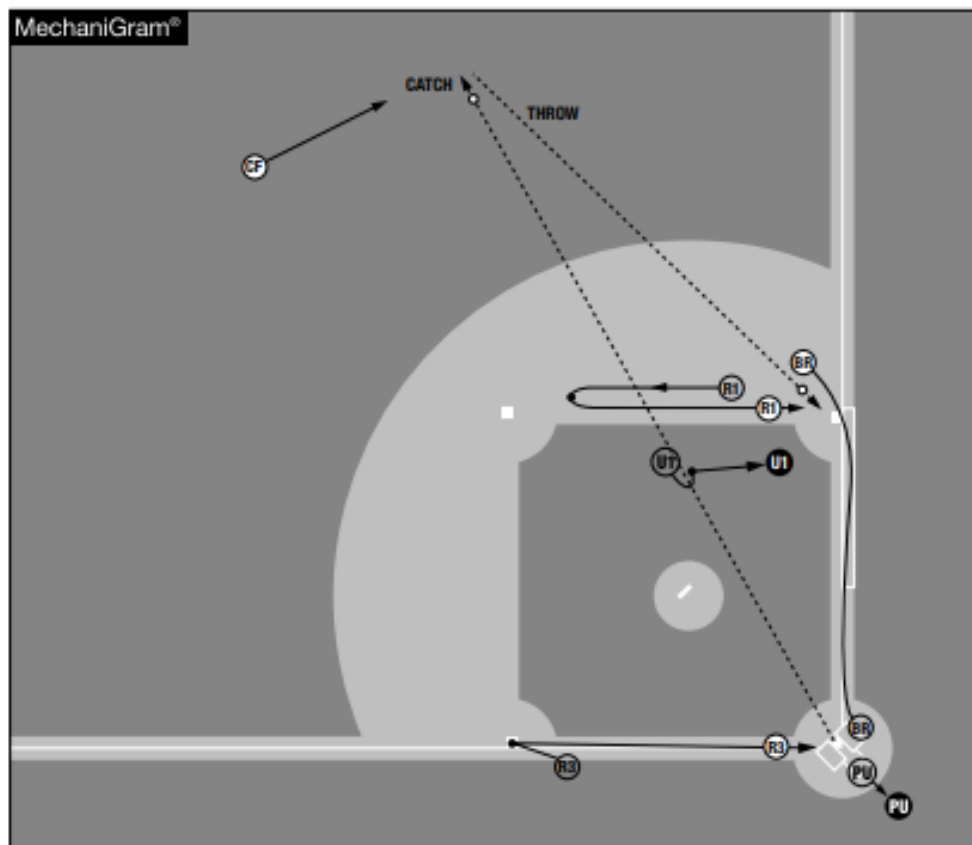


**New Hampshire Baseball
Umpires Association**



Fly Ball to Center Field: Catch

RUNNERS ON FIRST AND THIRD



Action on the field: A fly ball caught by the center fielder; R3 tags at third and advances toward the plate; R1 advances too far toward second base, then scrambles to get back to first base and draws a throw there

Umpire responsibilities:

PU: Moves to the best position to view R3's tag up. PU returns to the plate for all plays there. If the ball is not caught, PU observes R3's touch of the plate and moves toward third base and has all plays on R1 at third base. If a play develops at third base and R1 then attempts to advance to the plate on a wild throw, PU must retreat in fair territory for any play at the plate.

U1: Moves to the best position possible to view the catch/no catch. U1 observes R1's action and has all plays on the bases. If the ball is not caught, U1 moves to a position to rule on all plays at first and second base and the batter-runner at third base.

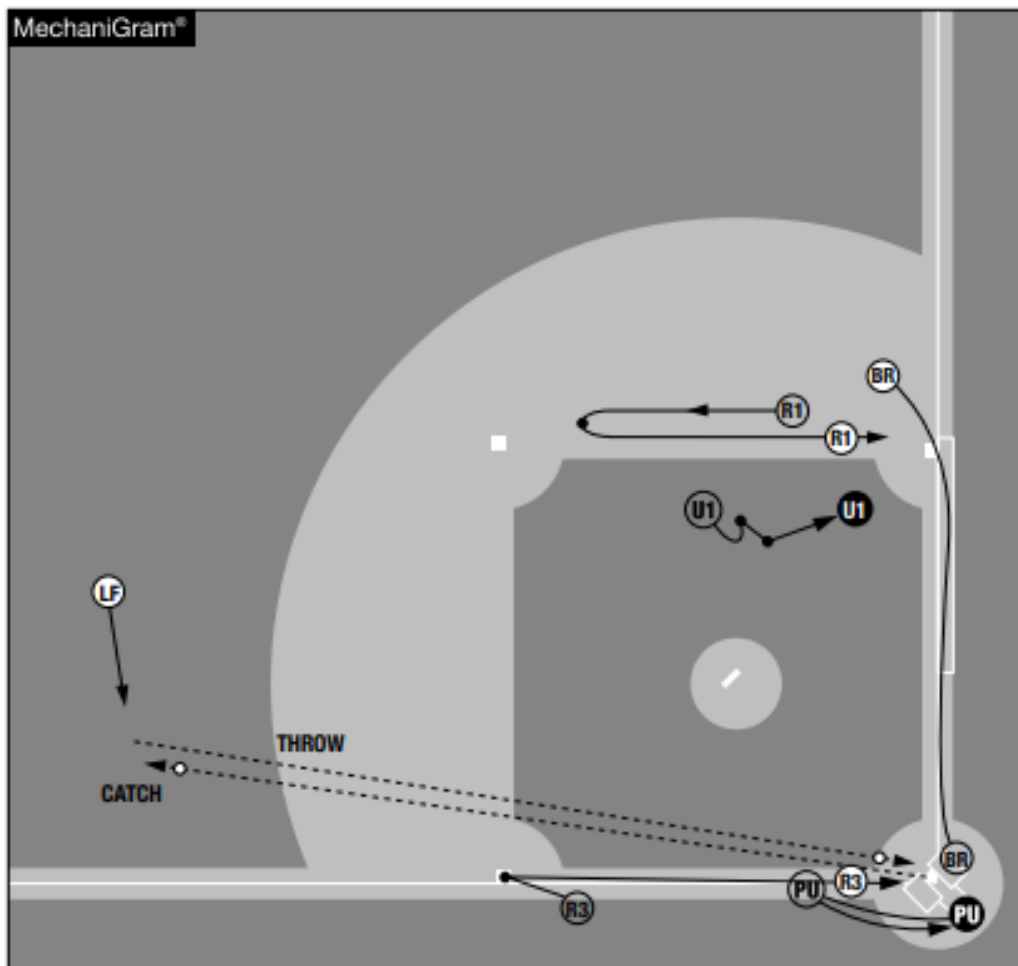


**New Hampshire Baseball
Umpires Association**



Fly Ball Down the Left-Field Line: Catch

RUNNERS ON FIRST AND THIRD



Action on the field: Fly ball caught by the left fielder; R3 tags up and advances toward the plate, drawing a throw there; R1 retreats toward first base

Umpire responsibilities:

PU: Moves to the best position possible to view the fair/foul, catch/no catch and R3's tag up. PU returns to a position for any play at the plate. If the ball is not caught, PU moves toward third base and has all plays there on R1.

U1: Observes R1 and moves to a position to rule on all plays on the bases. If the ball is not caught, U1 moves to a position to rule on R1 and the batter-runner at first and second base.

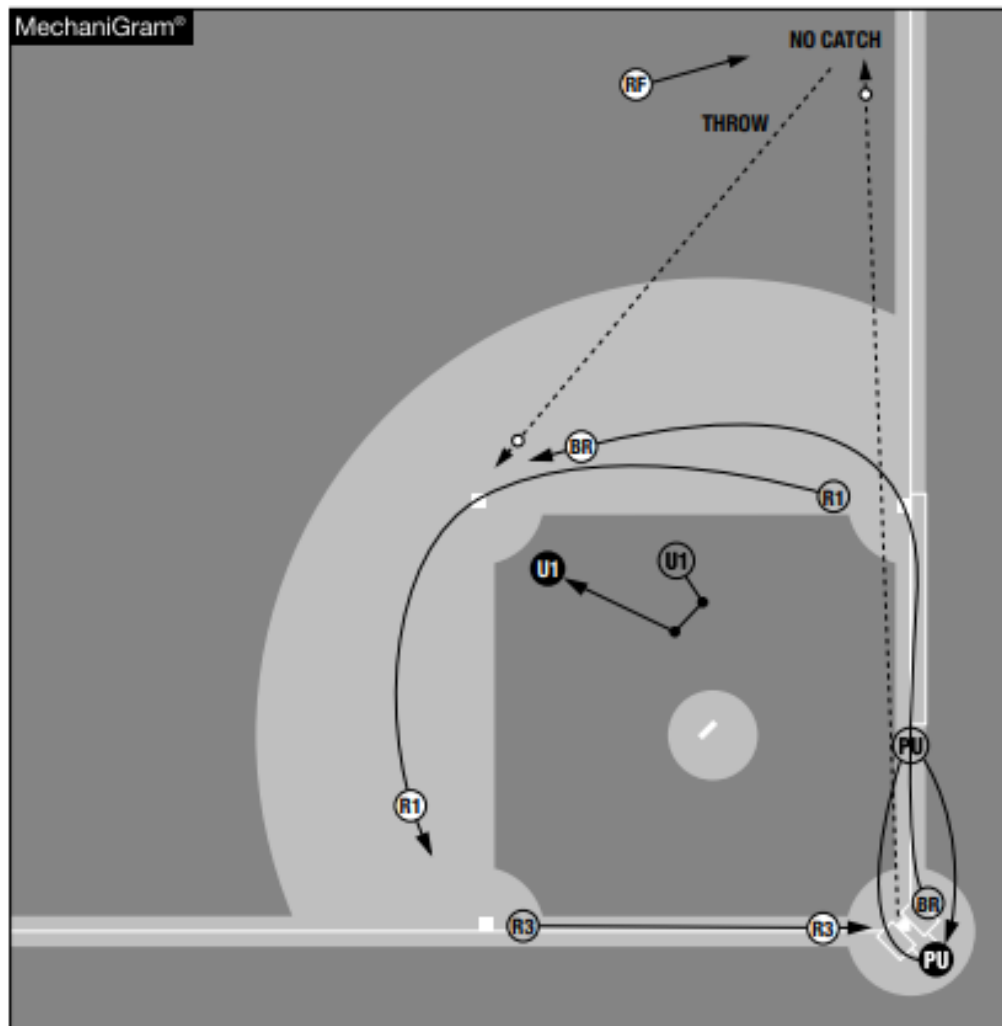


**New Hampshire Baseball
Umpires Association**



Fly Ball Down the Right-Field Line: No Catch

RUNNERS ON FIRST AND THIRD



Action on the field: Deep fly ball to right field, no catch; R3 advances toward the plate; R1 advances toward third base; the batter-runner advances toward second base and draws a throw there

Umpire responsibilities:

PU: Moves to the best position possible to view the fair/foul and catch/no catch. PU is responsible for R3's tag up at third base. Since the ball is deep, PU can move toward first base. PU returns to the plate for all plays there.

U1: Reads the runners and throw and moves to a position for all plays on the bases.



**New Hampshire Baseball
Umpires Association**



Runner on second

Initial Positions and Outfield Coverage

The coverage is the same as with runners on first and second base (see 7.7.1).

PU: Has the left fielder moving toward the left-field foul line and the right fielder moving toward the right-field foul line.

U1: Starts in the “C” position and has outfield coverage from the left fielder straight in or straight back to the right fielder straight in or straight back.

Infield Catch Coverage

The coverage is the same as with a runner on first base only with U1 in position C.

PU has catches:

1. By the pitcher moving in, left or right.
2. By the third baseman moving back or toward the foul line.
3. By the first baseman moving back or toward the foul line.

U1 has catches:

1. By the pitcher moving back.
2. By the shortstop moving in all directions.
3. By the second baseman moving in all directions.
4. By the third baseman moving in or toward the middle of the field.
5. By the first baseman moving in or toward the middle of the field.

Fair/Foul Coverage

The coverage is the same as with a runner on first base only with U1 in position C.

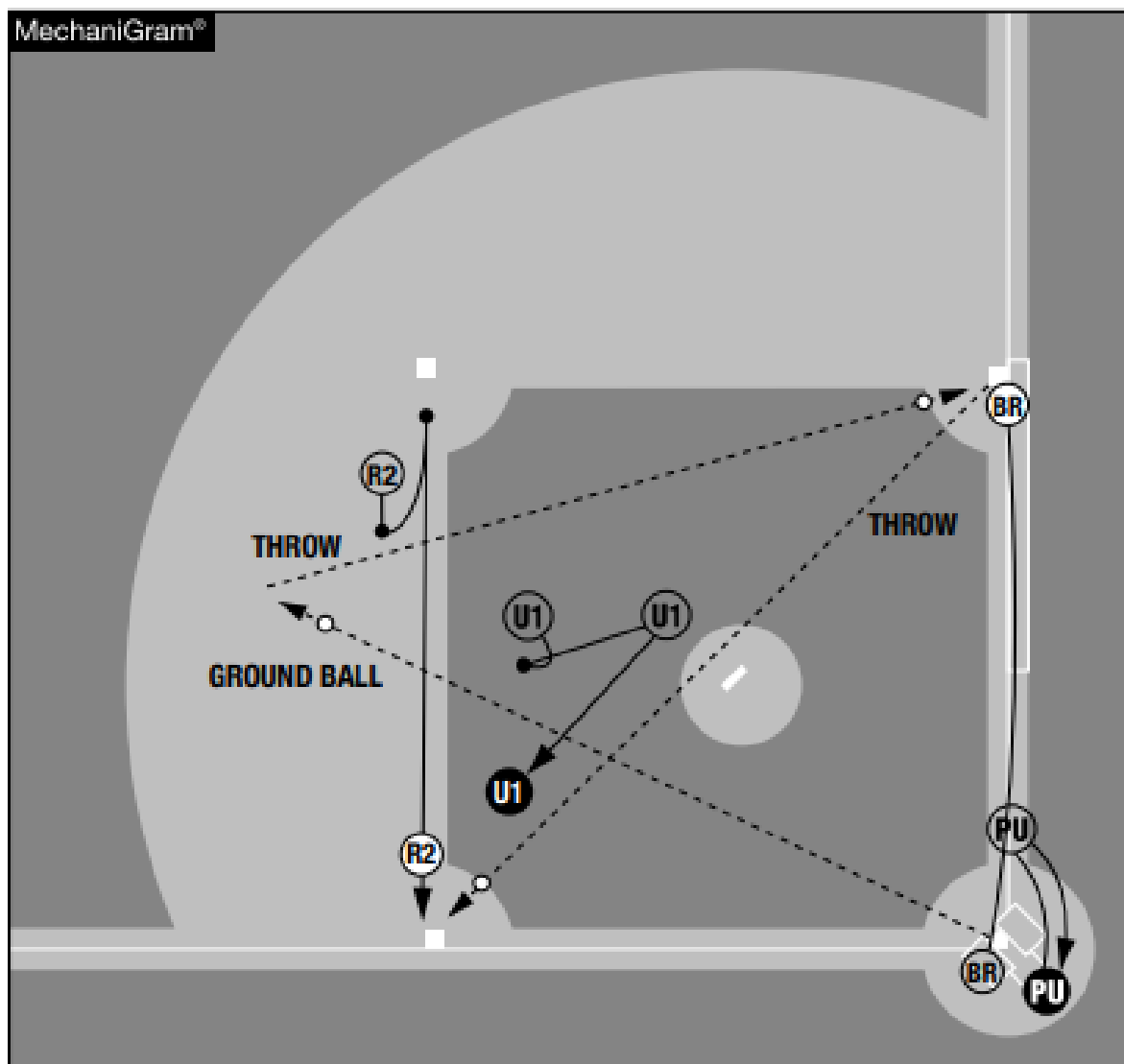
PU: Has responsibility for all balls on the third-base line and first-base line.

U1: Has no fair/foul responsibility.



Plays Within the Infield

RUNNER ON SECOND



Action on the field: Ground ball to shortstop with a throw to first base; R2 advances toward third base on the throw and draws a throw to third base

Umpire responsibilities:

PU: Observes the action at first base to assist on swipe tag or pulled foot by the first baseman and then returns to the plate for any play there.

U1: Moves into the best position to rule on all plays at first, second or third base.

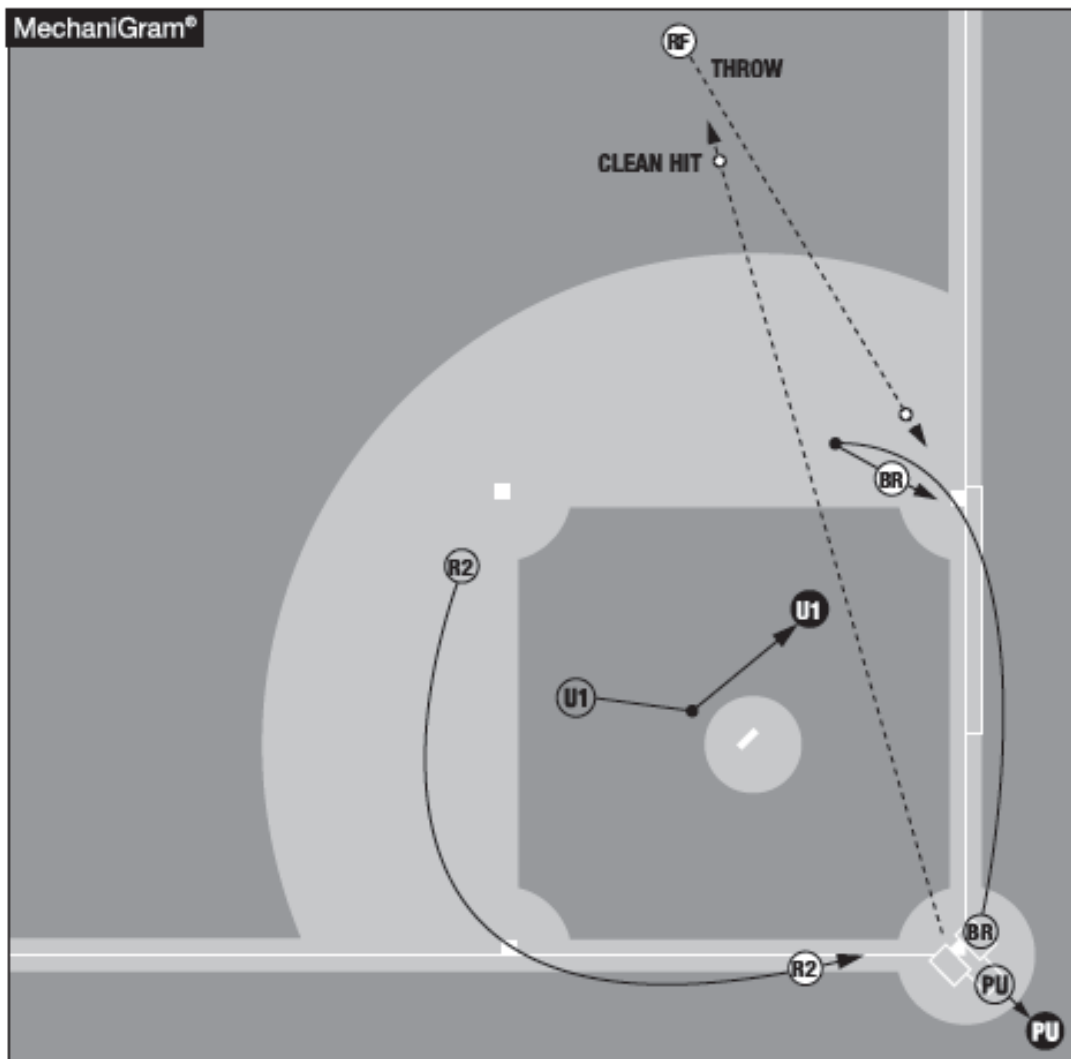


**New Hampshire Baseball
Umpires Association**



Clean Hit to Outfield

RUNNER ON SECOND



Action on the field: Clean hit to right field, no catch; R2 advances toward the plate; the batter-runner rounds first and draws a throwback to first base

Umpire responsibilities:

PU: Observes R2's base touch at third and has all plays at the plate.

U1: Observes all base touches at first and second base and moves to a position to rule on all plays on the bases.

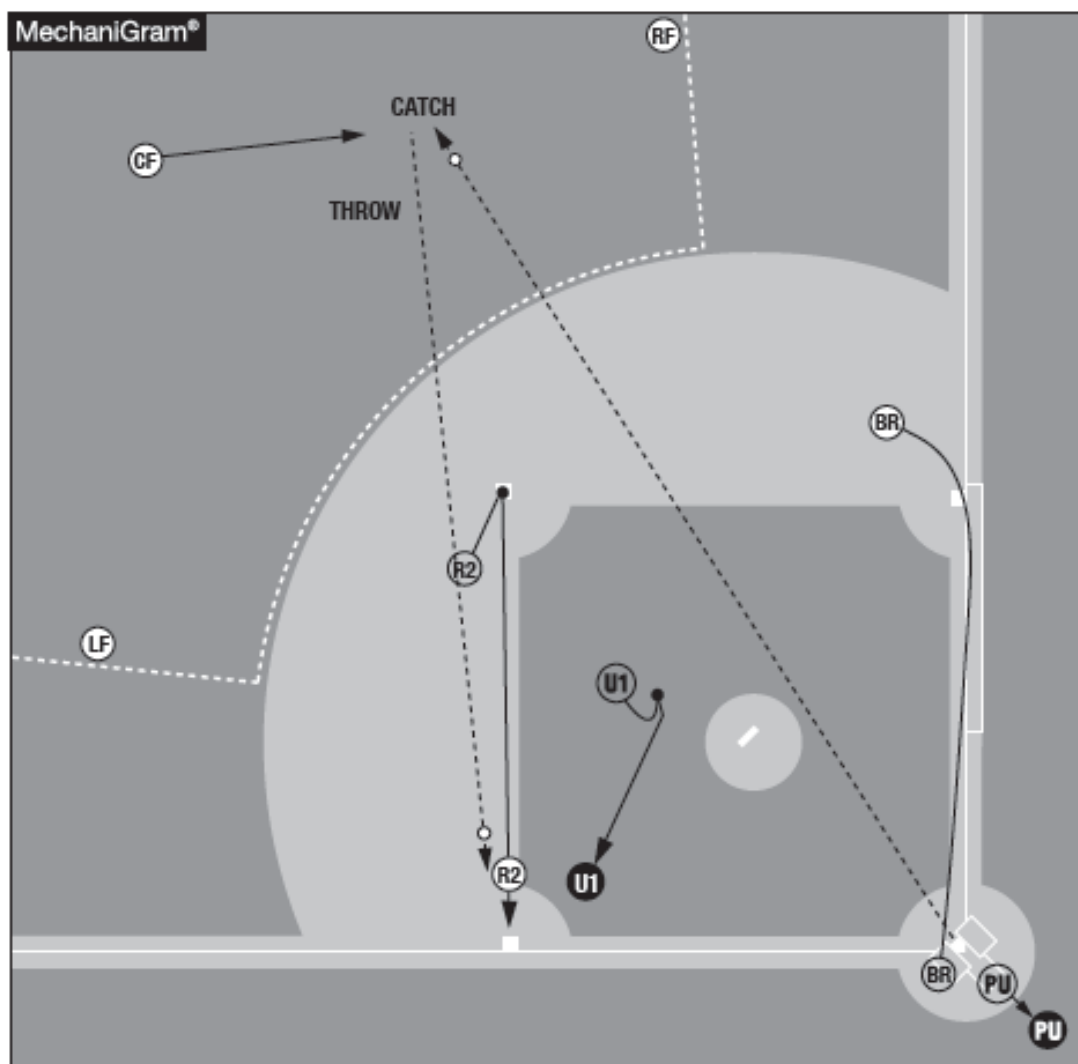


**New Hampshire Baseball
Umpires Association**



Fly Ball to Center Field: Catch

RUNNER ON SECOND



Action on the field: Fly ball caught by the center fielder; R2 tags up and advances toward third, drawing a throw there

Umpire responsibilities:

PU: Moves toward third base and observes the action. PU returns to the plate for all plays there.

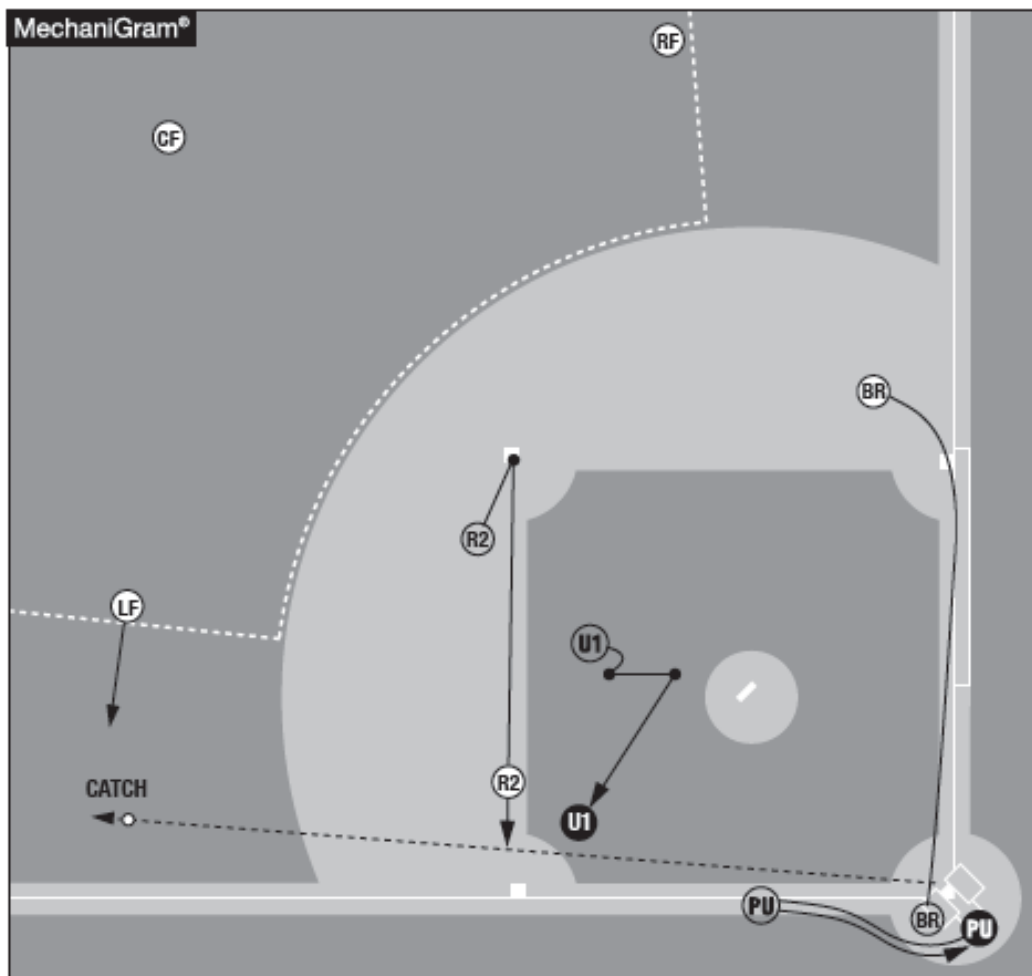
U1: Moves to the best position possible to view the catch/no catch. U1 observes R2's tag up. U1 moves to a position to rule on all plays on the bases.



**New Hampshire Baseball
Umpires Association**



Fly Ball to down the Left-Field Line: Catch RUNNER ON SECOND



Action on the field: Fly ball caught by the left fielder; R2 tags up and advances toward third base

Umpire responsibilities:

PU: Moves to the best position possible to view the fair/foul and catch/no catch. PU returns to the plate for all plays there. PU is responsible for R2's touch of third base if the ball is not caught.

U1: Observes R2's tag up at second base. U1 moves to a position to rule on all plays on the bases. U1 has all touches at first and second and the batter-runners touch at third base.

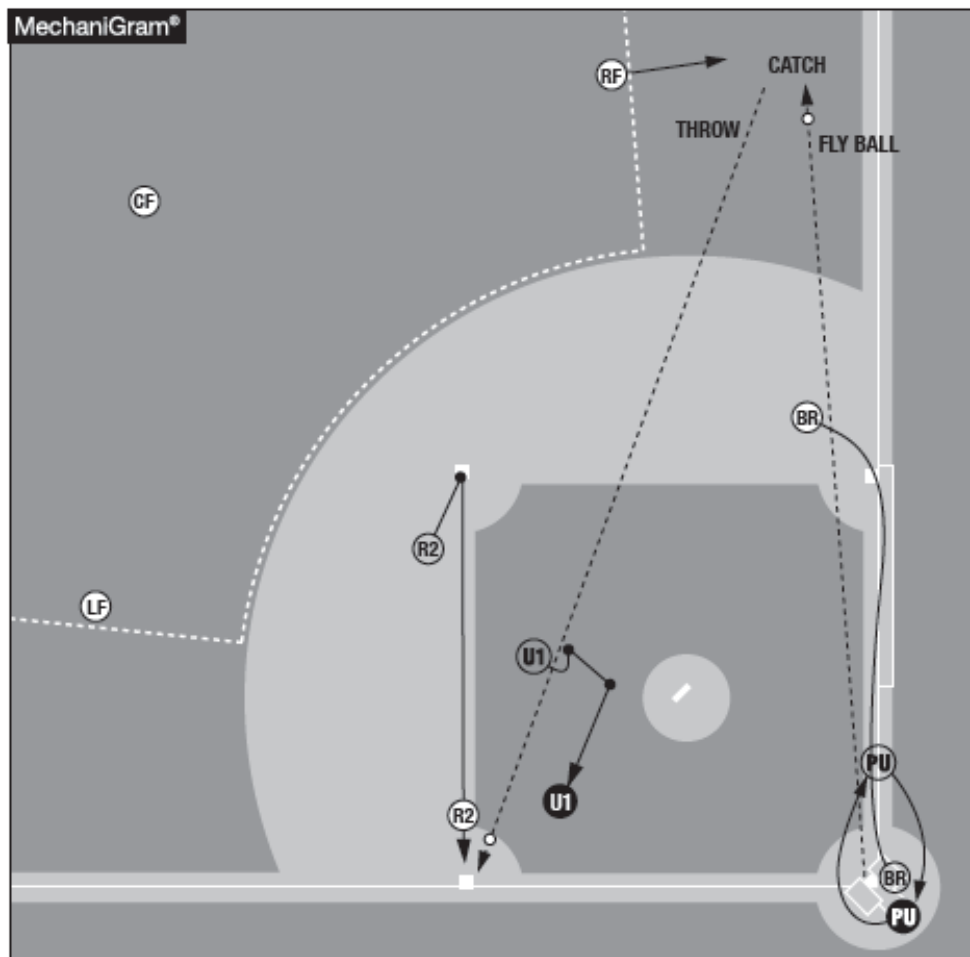


**New Hampshire Baseball
Umpires Association**



Fly Ball to down the Right-Field Line: Catch

RUNNER ON SECOND



Action on the field: Fly ball caught by the right fielder; R2 tags up, advances toward third base, drawing a throw there

Umpire responsibilities:

PU: Moves to the best position possible to view the catch/no catch. PU returns to the plate for all plays there. PU is responsible for R2's touch of third base if the ball is not caught.

U1: Observes R2's tag up at second base. U1 moves to a position to rule on all plays on the bases. U1 has all touches at first and second and the batter-runners touch at third base.



**New Hampshire Baseball
Umpires Association**



Runners on second and third

Initial Positions and Outfield Coverage

The coverage is the same as with runners on first and second base.

PU: Has the left fielder moving toward the left-field foul line and the right fielder moving toward the right-field foul line.

U1: Starts in the “C” position and has outfield coverage from the left fielder straight in or straight back to the right fielder straight in or straight back.

Infield Catch Coverage

The coverage is the same as with a runner on first base only with U1 in position C.

PU has catches:

1. By the pitcher moving in, left or right.
2. By the third baseman moving back or toward the foul line.
3. By the first baseman moving back or toward the foul line.

U1 has catches:

1. By the pitcher moving back.
2. By the shortstop moving in all directions.
3. By the second baseman moving in all directions.
4. By the third baseman moving in or toward the middle of the field.
5. By the first baseman moving in or toward the middle of the field.

Fair/Foul Coverage

The coverage is the same as with a runner on first base only with U1 in position C.

PU: Has responsibility for all balls on the third-base line and first-base line.

U1: Has no fair/foul responsibility.

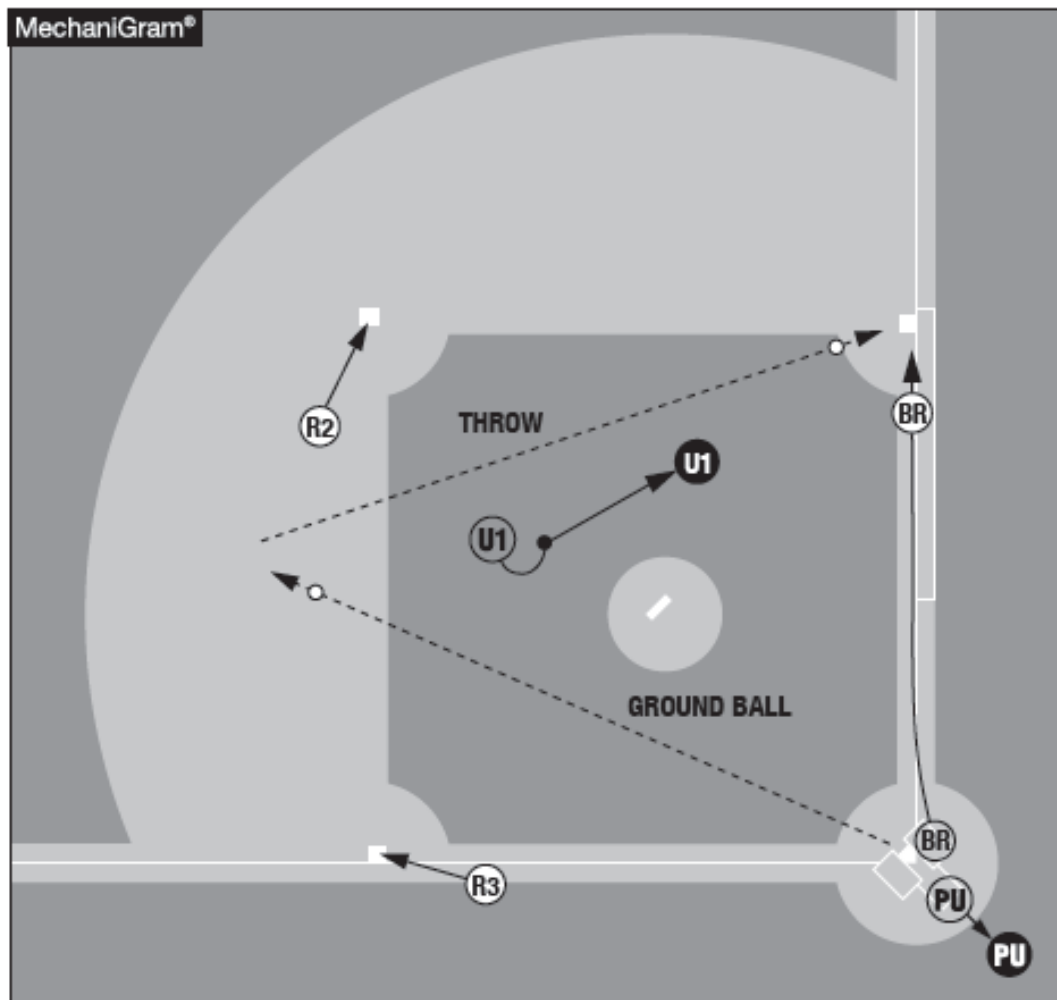


**New Hampshire Baseball
Umpires Association**



Plays within the Infield

RUNNERS ON SECOND AND THIRD



Action on the field: Ground ball to third base with a throw to first base; R3 retreats to third base; R2 retreats to second base

Umpire responsibilities:

PU: Has secondary responsibility for assisting U1 on swipe tag and pulled foot at first base. PU has all touches and plays at the plate, all overthrow responsibilities at first base and all running-lane interference responsibilities.

U1: Moves into the best position to rule on all plays at first, second or third base.

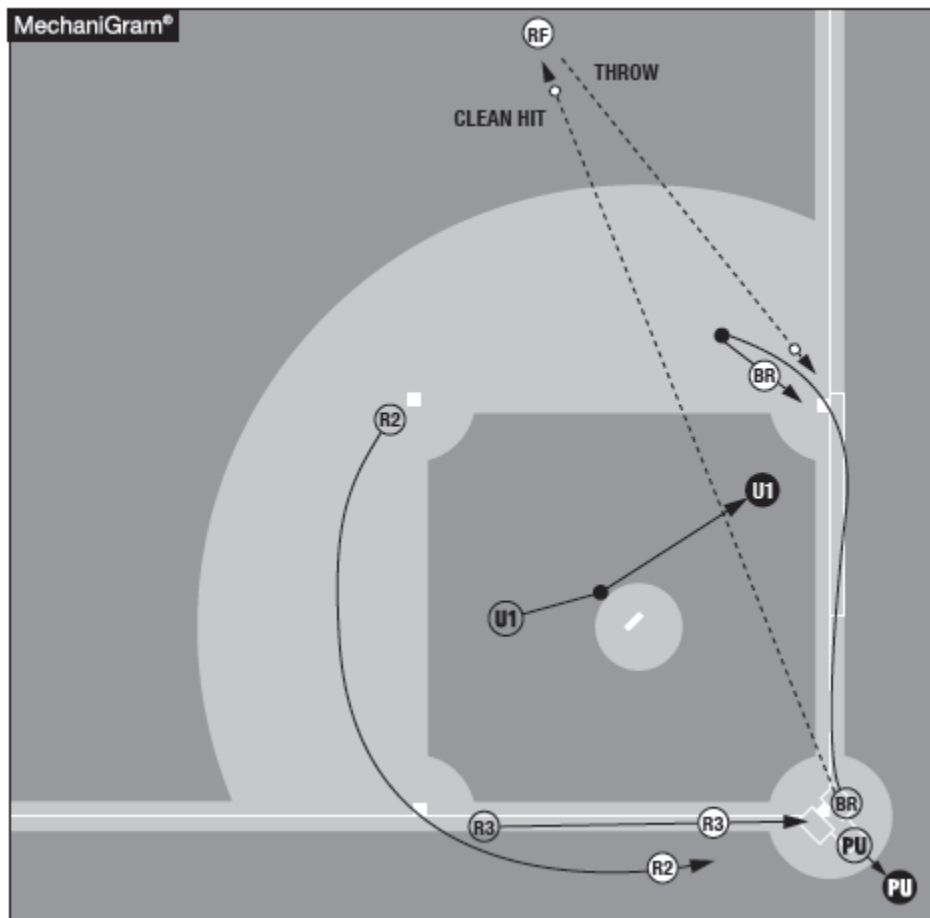


**New Hampshire Baseball
Umpires Association**



Clean Hit to the Outfield

RUNNERS ON SECOND AND THIRD



Action on the field: Clean hit to right field, no catch; R3 advances toward the plate; R2 advances toward the plate; the batter-runner rounds first base and draws a throwback to first base

Umpire responsibilities:

PU: Observes R2's touch of third base and all touches at the plate. PU moves into position to rule on all plays at the plate.

U1: Observes all base touches of the batter-runner. U1 moves into position to rule on all plays on the bases.

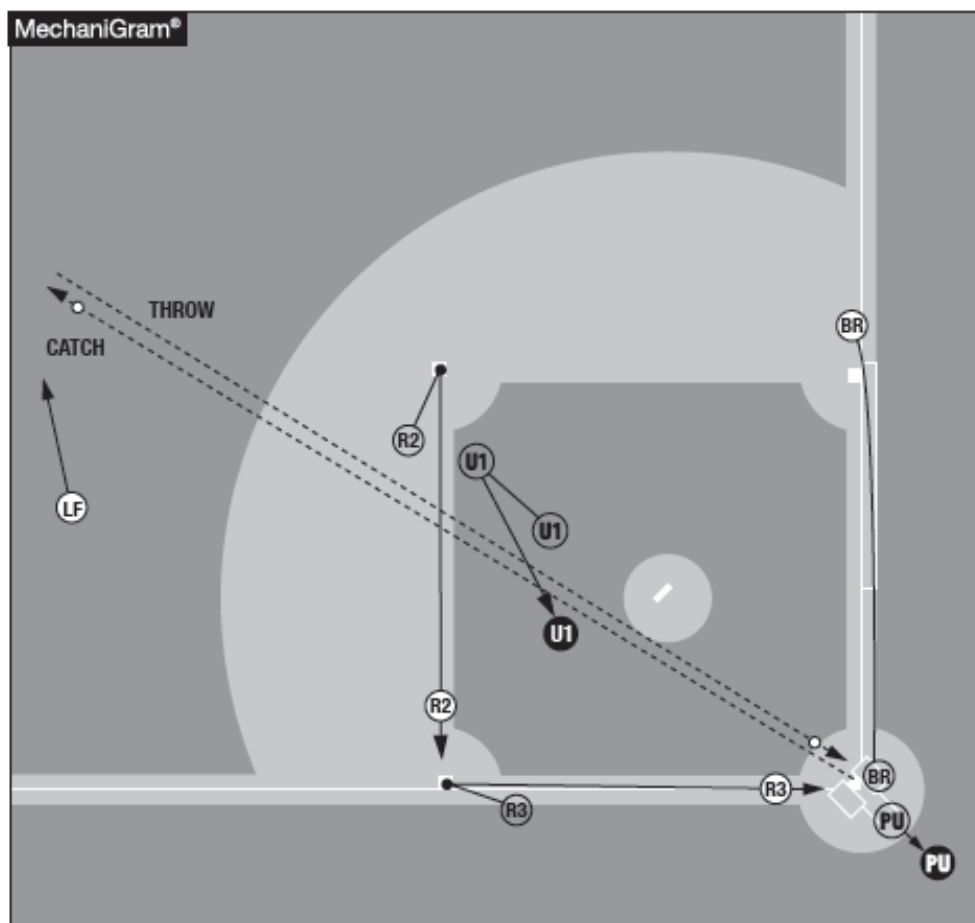


**New Hampshire Baseball
Umpires Association**



Fly Ball to Left-Center Field: Catch

RUNNERS ON SECOND AND THIRD



Action on the field: Fly ball caught by the left fielder; R3 tags up and advances toward the plate, drawing a throw there; R2 tags up and advances toward third base

Umpire responsibilities:

PU: Moves to the best position possible to observe R3's tag up. PU returns to the plate for all plays there.

U1: Moves to the best position possible to view the catch/no catch. U1 observes R2 tagging up. U1 moves into position for all plays on the bases.

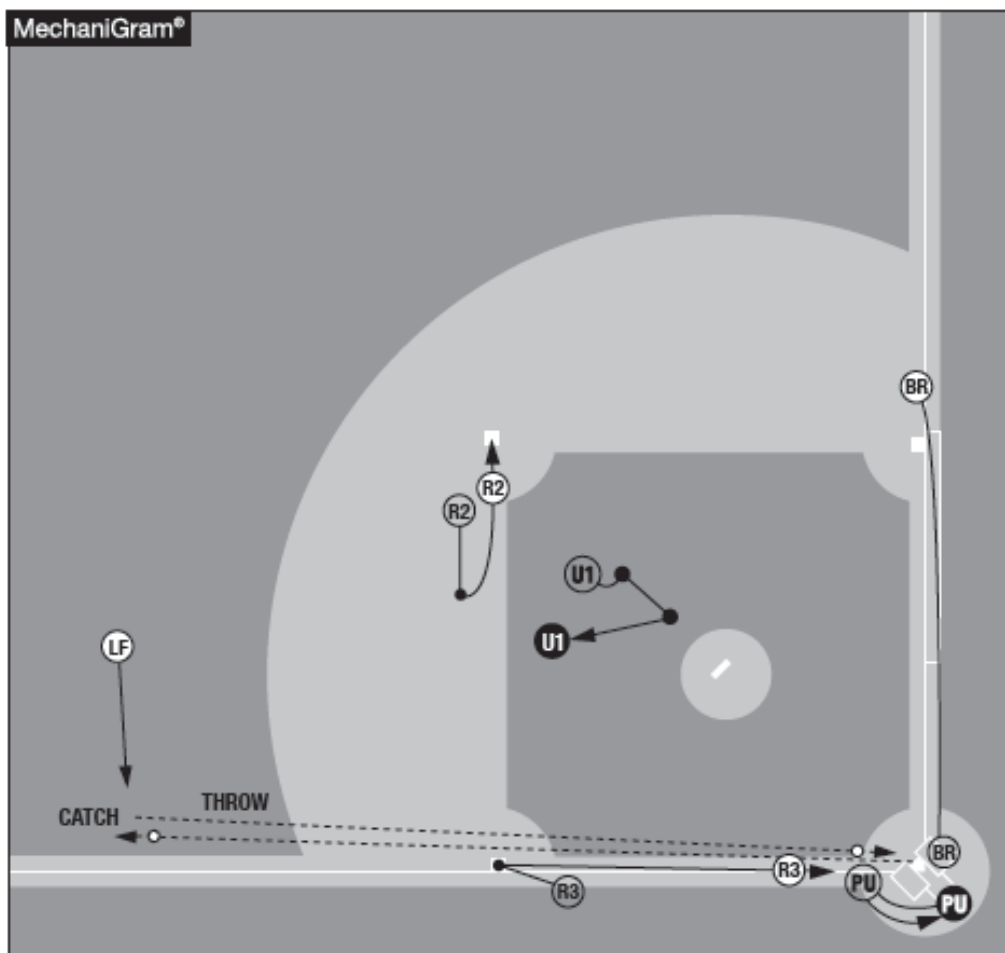


**New Hampshire Baseball
Umpires Association**



Fly Ball to Left Field Line: Catch

RUNNERS ON SECOND AND THIRD



Action on the field: Fly ball caught by the left fielder; R3 tags up and advances toward the plate, drawing a throw there; R2 retreats toward second base

Umpire responsibilities:

PU: Moves to the best position possible to view the fair/foul, catch/no catch and R3's tag up. PU returns to the plate for all plays there.

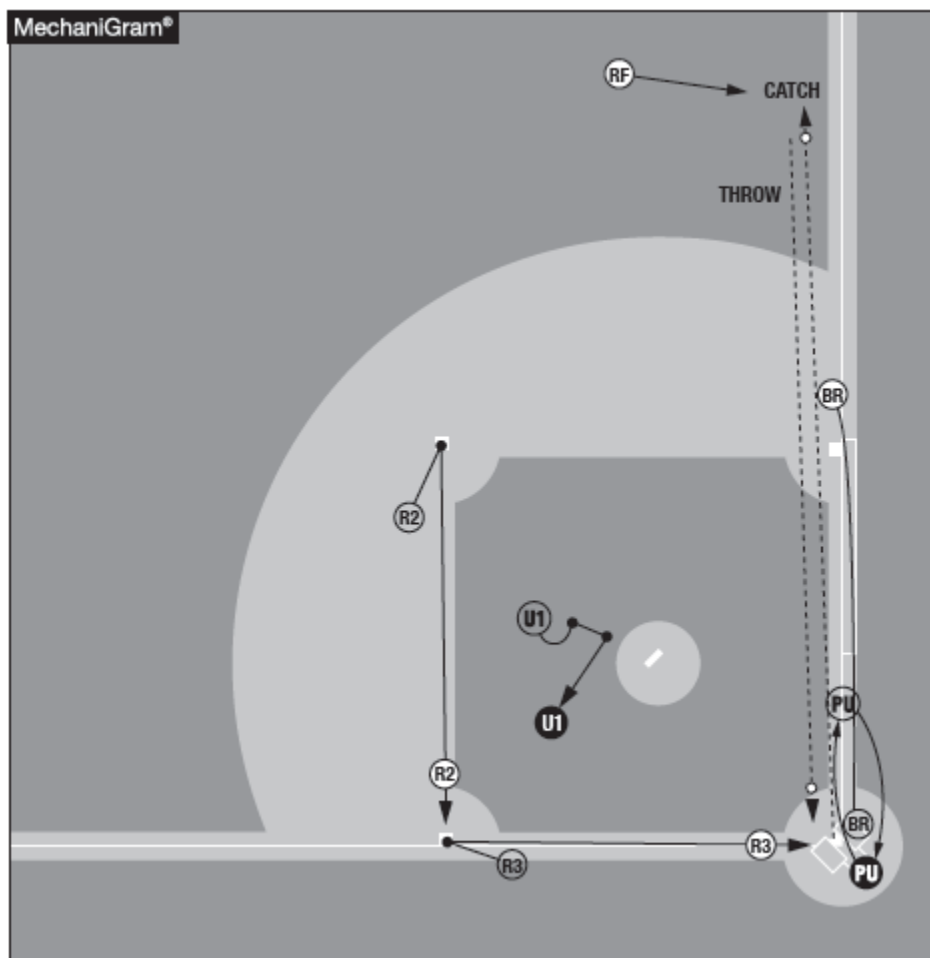
U1: Moves to the best position to observe R2's tag up. U1 has all plays on the bases.



**New Hampshire Baseball
Umpires Association**



Fly Ball to Right Field Line: Catch RUNNERS ON SECOND AND THIRD



Action on the field: Fly ball caught by the right fielder; R3 tags up and advances toward the plate, drawing a throw there; R2 tags up and advances toward third base

Umpire responsibilities:

PU: Moves to the best position possible to view the fair/foul, catch/no catch and then R3's tag up (first-base line extended since the ball is in shallow right field). PU returns to the plate for all plays there.

U1: Moves to the best position to observe R2's tag up. U1 has all plays on the bases.



**New Hampshire Baseball
Umpires Association**



Runner on third

Initial Positions and Outfield Coverage

The coverage is the same as runners on first and second.

PU: Has the left fielder moving toward the left-field foul line and the right fielder moving toward the right-field foul line.

U1: Starts in the “C” position and has outfield coverage from the left fielder straight in or straight back to the right fielder straight in or straight back.

Infield Catch Coverage

The coverage is the same as with a runner on first base only with U1 in the “C” position.

PU has catches:

1. By the pitcher moving in, left or right.
2. By the third baseman moving back or toward the foul line.
3. By the first baseman moving back or toward the foul line.

U1 has catches:

1. By the pitcher moving back.
2. By the shortstop moving in all directions.
3. By the second baseman moving in all directions.
4. By the third baseman moving in or toward the middle of the field.
5. By the first baseman moving in or toward the middle of the field.

Fair/Foul Coverage

The coverage is the same as with a runner on first base only with U1 in the “C” position.

PU: Has responsibility for all balls on the third-base line and first-base line.

U1: Has no fair/foul responsibility.



**New Hampshire Baseball
Umpires Association**



Plays within the Infield

The coverage is the same as with runners on second and third with U1 in the “C” position.

PU: Has secondary responsibility for assisting U1 on swipe tag and pulled foot at first base. PU has all touches and plays at the plate, all overthrow responsibilities at first base and all running-lane interference responsibilities.

U1: Moves into the best position to rule on all plays on all bases.

Clean Hit to Outfield

The coverage is the same as with runners on second and third with U1 in the “C” position.

PU: Moves into position to rule on all plays and touches at the plate.

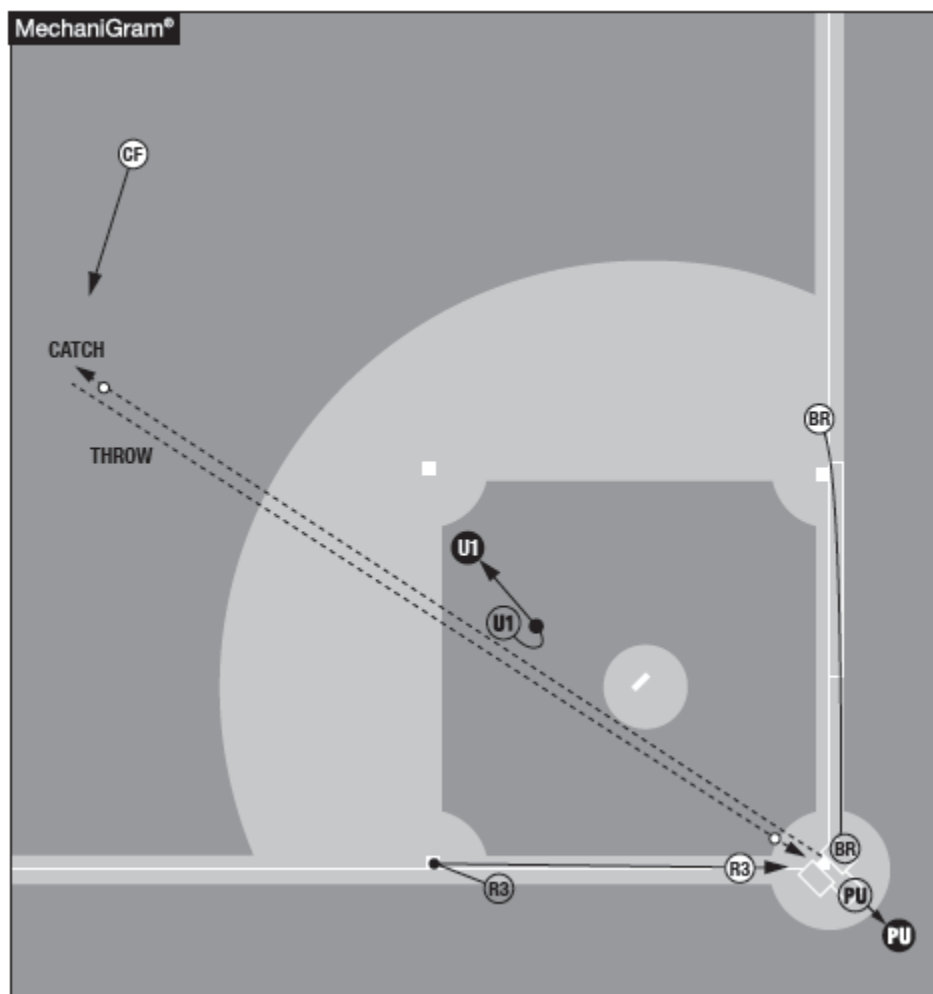
U1: Observes all base touches involving the batter-runner. U1 moves into position to rule on all plays on the bases.



**New Hampshire Baseball
Umpires Association**



Fly Ball to Center Field: Catch RUNNER ON THIRD



Action on the field: Fly ball caught by the center fielder; R3 tags up and advances toward the plate, drawing a throw there

Umpire responsibilities:

PU: Moves to the best position to observe R3's tag up at third base. PU returns to the plate for all plays there.

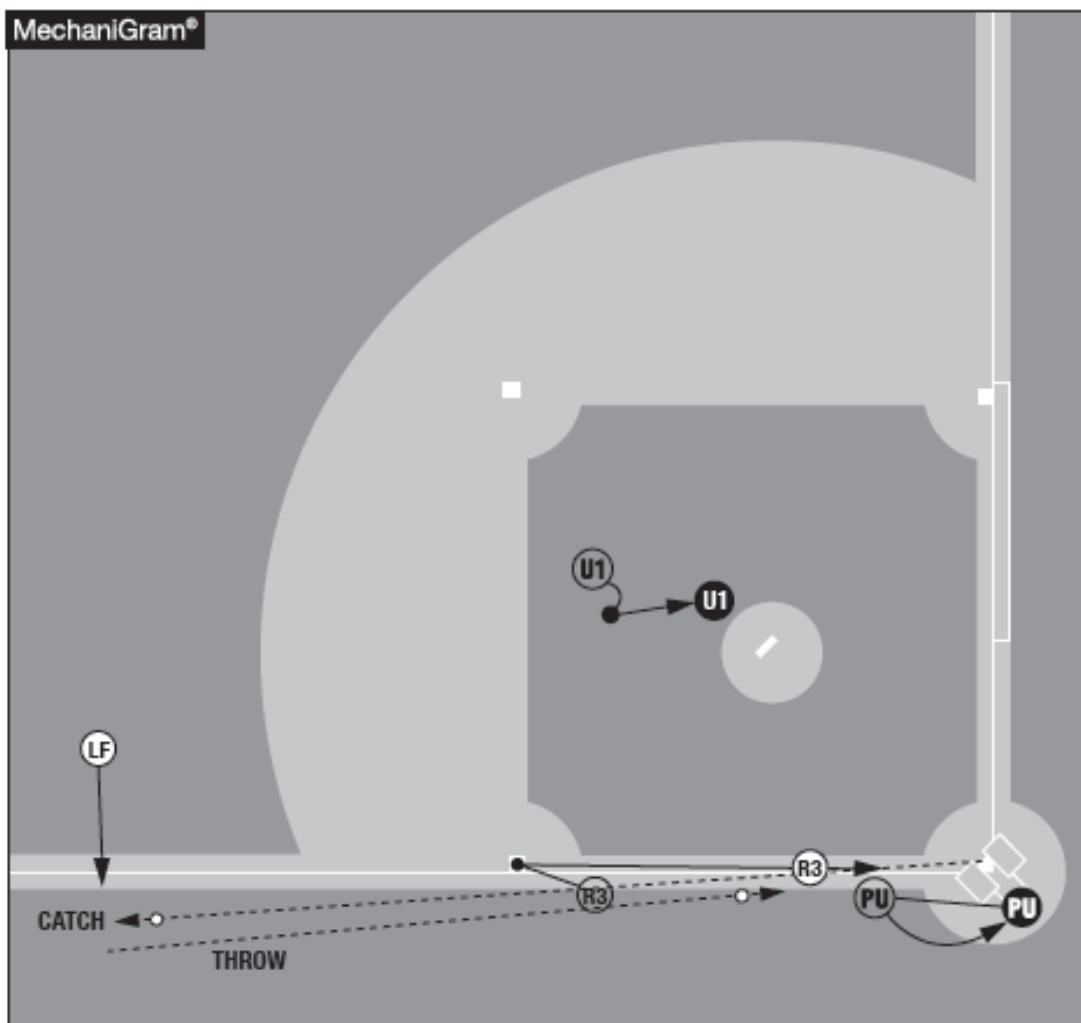
U1: Moves to the best position possible to view the catch/no catch. U1 moves into the best position to rule on all plays on all bases, including any play back at third base.



**New Hampshire Baseball
Umpires Association**



Fly Ball Down the Left-Field Line: Catch RUNNER ON THIRD



Action on the field: Foul-fly ball caught by the left fielder; R3 tags up and advances toward the plate, drawing a throw there

Umpire responsibilities:

PU: Moves to the best position possible to view the fair/foul, catch/no catch and R3's tag up. PU returns to the plate for all plays there.

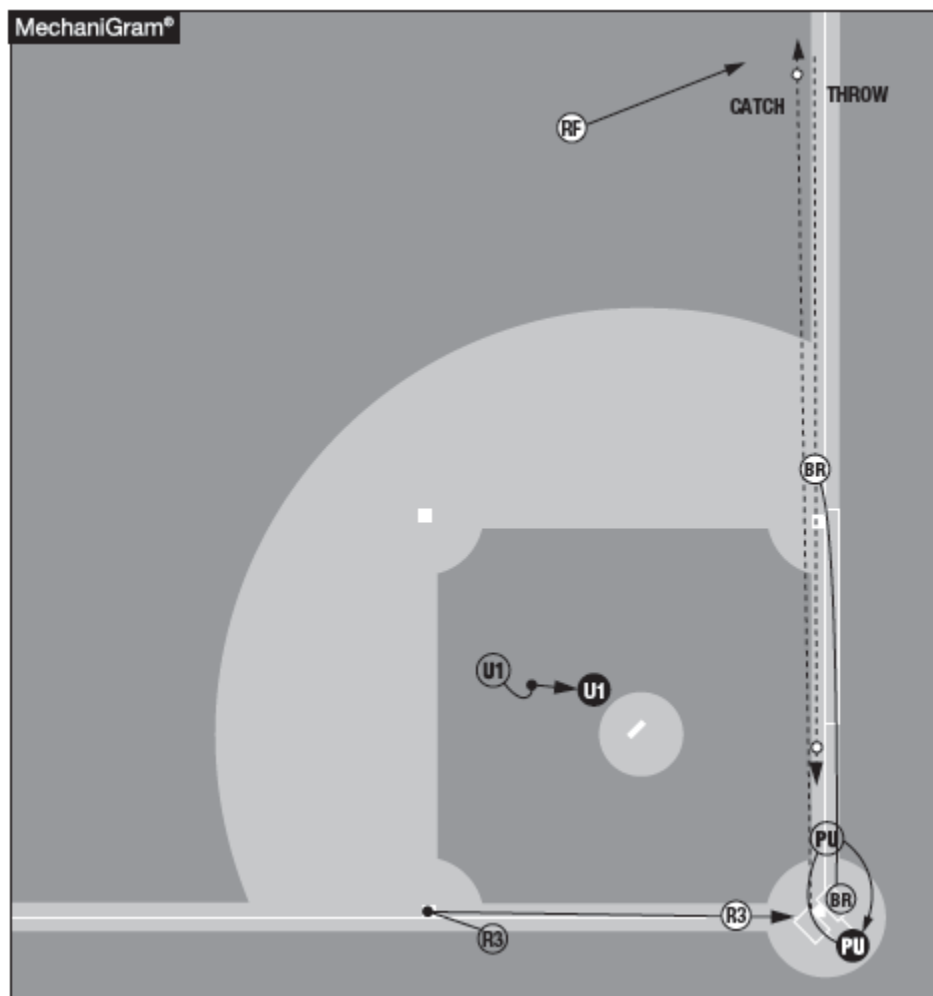
U1: Observes the action and has all plays on the bases, including any play back at third base.



**New Hampshire Baseball
Umpires Association**



Fly Ball Down the Right-Field Line: Catch RUNNER ON THIRD



Action on the field: Deep fly ball caught by the right fielder; R3 tags up and advances toward the plate, drawing a throw there

Umpire responsibilities:

PU: Moves to the best position possible to view the fair/foul, catch/no catch and R3's tag up. PU returns to the plate for all plays there.

U1: Observes the action and has all plays on the bases, including any play back at third.



**New Hampshire Baseball
Umpires Association**





1. Play Right hand point to pitcher "Play." Ball is live.



2. Do Not Pitch Right palm facing out. Ball is dead.



4. Double Tag Rotation PU covers 3rd on double tag.



5. Count Left hand indicates balls and right hand strikes. Verbal count given.



6. Time Play With 2 out potential run score 2 fingers on left wrist.



B. During Play and Results

PlayPic®




1. Strike Verbal only without swing.



2. Foul Ball, Time Out, Dead Ball



3. Foul Tip Right hand pass over left hand. Strike call. Live ball.



4. Safe, Uncaught 3rd Strike, "Did Not Go" Arms extended in front and swing open.



5. Out Right arm up with fist hammering motion. "He's out."



6. Infield Fly Point up with index finger. Verbal on way down "If fair."



7. Fair Ball Point only. No verbal.



**New Hampshire Baseball
Umpires Association**

